



CONTENTS

4	INSIDE MERIDA
6	PRO RACING
8	NEWS 2017
22	E-BIKE NEWS 2017
24	TECHNOLOGIES
28	FULL SUSPENSION
32	NINETY-SIX
38	ONE-TWENTY
46	ONE-FORTY
50	ONE-SIXTY
54	MTB HARDTAILS
58	BIG.NINE/BIG.SEVEN
72	BIG.TRAIL
76	MATTS
82	WOMEN
86	JULIET
102	YOUTH & KIDS
106	MATTS JUNIOR
114	ROAD & FITNESS
118	SCULTURA
132	REACTO
140	REACTO TRACK
142	RIDE
154	WARP
158	SPEEDER
164	CYCLO CROSS
170	TREKKING & CITY
174	CROSSWAY
186	CROSSWAY URBAN
194	PARTS & ACCESSORIES
222	GEOMETRIES

INSIDE MERIDA



Our life is full of possibilities and equally loaded with decisions. More often than not being content depends on making the right decisions. For the right partner, for the right job, for the right holiday destination, for the right bike...That's why here at MERIDA we are focussed on everything from the first line on our technical construction drawings all the way to the shipment of your dream bike to one of our ten thousand qualified independent bike shops. We know how fantastic it feels to sit on the right bike rather than sit on any bike. On a bike that turns the ordinary daily chore into something special. A bike that is able to not just pass the time but make it more enjoyable. Leisure, health, commuting, sport...whatever the agenda: We are ready! Pushed by the desire not to make compromises, the engineers and designers at our German R&D centre work seamlessly with their colleagues in our Taiwanese global headquarters combining cutting edge product development with high-tech materials and super efficient production processes. All of this gives you the reassurance you have made the right decision.



PRO RACING



They are amongst the best in the world: the pros of the MULTIVAN MERIDA BIKING TEAM* and TEAM LAMPRE-MERIDA* are specialists when it comes to riding skills, bike control, power and endurance they carry on riding when most of us would struggle to imagine even pushing. But Olympic, World and European Champions like Gunn-Rita Dahle-Flesjå, José Hermida or Rui Costa are much more than brand ambassadors and successful athletes. They add a key ingredient that any MERIDA customer around the world can benefit from while riding their bike: experience! Due to the millions of training and race kilometres that these world class athletes have endured in any possible weather and conditions they have become our hardest and most demanding critics. The knowledge and feedback of the MULTIVAN MERIDA BIKING TEAM and TEAM LAMPRE-MERIDA is not just reflected in the TEAM models of our road and mountain bike line but throughout the entire range. Another reason to support our top athletes that little bit more next time you watch them from the side lines – they go through all that pain not least for you.



BIG.NINE

Five years in development, one goal: The fastest MERIDA-race bike of all times.

After five years successfully hunting titles and podium positions the MULTIVAN MERIDA BIKING TEAM team bike is reborn. Decorated with World Cup victories, European and World Championships and benefitting from the experience and knowledge of our race team the BIG.NINE embodies modern hardtail mountain biking. Available in aluminium and carbon fibre versions, the carbon models represent the highest technological competence of our designers and engineers. Our top level CF5 frame weighs just 900g dropping below its predecessor's weight whilst also improving on stiffness. Many new technologies are incorporated to improve the BIG.NINE in other areas. Boost-Standard provides greater wheel stiffness. An aerodynamic downtube profile provides the potential for more speed. New chain stays with an even lower profile and carefully shaped seat stays improve comfort. 'Smart Entry' keeps cables and hoses neat and rattle free. The new modern geometry and drivetrain options are perfectly tailored towards its intended purpose as our new race hardtail.

BIG.TRAIL

Trail riding is only fun on a full suspension bike right? You might have to rethink that!

Most of the time there are three main criteria in deciding to go for a MTB hardtail: as low as possible weight – critical when racing is your focus – low maintenance due to less moving parts or simply that similar spec hardtails are cheaper than comparable full suspension bikes. All these points may apply to our new BIG.TRAIL but they are not why our new toy made it into our 2017 line-up. Fun is the main reason! New 650b+ wheels with high volume tyres really shine when the trails become more demanding. Paired with a healthy 130mm of travel up front, a low and long geometry and an Enduro style slack head angle enables the BIG.TRAIL to surf through trails almost like a modern trail full suspension. Thanks to the short chain stays, the Boost-Standard wheels, dropper post and single ring drivetrain this modern aluminium hardtail is super playful. The BIG.TRAIL will be as focused as you when you next dive into your favourite trail!

ONE-SIXTY

It is going downhill with MERIDA – and you will love it!

Completely new for 2017 - our full suspension ONE-SIXTY is the best Enduro bike we have ever made. Our engineers had a clear goal – to create the perfect Enduro machine for today's toughest tracks. It is a bike that inspires confidence and delivers unparalleled stability at speed, while maintaining a playful character and all that in a sexy package, utilising the latest materials and suspension components. The end result: our new ONE-SIXTY Enduro weapon. It is based on a weight optimised carbon fibre front triangle, combined with a super lightweight 6013 aluminium back end (complete frame comes in at just over 2,500g!), delivering 170mm front and 160mm 'Float Link' super controlled rear wheel travel. The super short 430mm chain stays, long reach (445mm in size M) and slack head angle of 65.3° make it an uncompromising 'full gas' Enduro machine. Our ONE-SIXTY is not just a demon when you point it down the track but shows uphill pedal efficiency you would not expect from a bike with this amount of travel. The latest RockShox 'Metric Shock' technology delivers unprecedented performance and longevity.

SCULTURA DISC

The best reason for having disc brakes on a road bike? Disc brakes.

You are wondering if you really need disc brakes on a road bike? You may be thinking of the looks, additional weight or other more subjective points, but the principle of physics cannot be denied: disc brakes under certain conditions are miles ahead of the rim brake. A fact that persuade road riders substantially more than getting an approving nod from their riding colleagues for saving a few grams. At MERIDA we are 100 per cent convinced that disc brakes have an important role in the future of road bikes – without wanting to replace the rim brake completely. The SCULTURA now has disc models on all levels. We start at the top with the CF4 Carbon frame used by TEAM LAMPRE-MERIDA, via the CF2 carbon

frame with a slightly less aggressive geometry through to the LITE aluminium version. Due to the demands of Pro-Tour racing the CF4 frame features aggressive geometry, whilst the CF2 and LITE models offer a more relaxed riding position. However all models are 'UCI approved' and therefore can be used for racing. Features like 12mm through axles, modern 'Flatmount' disc brake mounts, MERIDA's own 'DISC COOLER' technology, Sram's new wireless Red eTap group set or the completely internal cable routing (mechanical as well as electric) demonstrate that the new SCULTURA DISC is far more than just a disc version of one of the most advanced road bikes in the world. It will open a completely new experience to road cyclists which mountain bikers and cyclo cross fans have already gone through.

REACTO TRACK

Shows you the way around the boards. Or through the urban jungle.

This bike is not afraid to lead you around in circles – providing they're made of wood and in an oval shape! Here we have our first ever track bike, which due to its clever construction is not just at home in the velodrome but equally in an urban environment facing the demanding fixie crowd. Based on the upgraded REACTO frame, the new TRACK version can withstand the most brutal pedal forces with ease and is UCI certified to prove it. Thanks to the huge amount of rear dropout adjustability the REACTO TRACK is perfectly designed to accept a broad range of chain ring sizes without the need to adjust the chain length. The almost carbon lookalike 'One Piece Seat tube' and the hidden fixing points on the carbon fork which allow the addition of a front brake make the REACTO TRACK a beautiful and versatile bike. We are very proud of our first track bike and we hope you will be too.

CROSSWAY URBAN

More ready than ever to change the town. Versatility is key.

Introduced in 2016 our CROSSWAY URBAN range is already seeing exciting upgrades for 2017. We've added the 7000 carbon fibre model which is one of the most modern bikes in the MERIDA line up. Our aluminium range have had some impressive modifications taking the usability of the URBAN to the next level. The look of the bike is improved with a new top and down tube, but this change is not just cosmetic it improves frame stiffness as well. Some models are already equipped with integrated mud guards, (all models have the ability to fit mudguards). With 40mm wide tyres delivering fantastic handling in all conditions and theft proof axles the CROSSWAY URBAN is prepared for the day to day job in the city. If you like urban chic and like the New Yorker messenger look you will be impressed by the new carbon CROSSWAY URBAN 7000: in particular Shimano's latest creation – the Metrea group set – clearly shows the way this bike will play in the future.



THE NEW BIG.NINE

XCO JUST GOT INTERESTING.

COMFORT SEATPOST

Our newly developed 'S-Flex' comfort seat post with its Cobra-head in combination with the 'Flex-Stay' seat stays gives our BIG.NINE incredible comfort. Also new is the seatpost diameter: Now in 30.9mm the seat tube is dropper seatpost ready and internal cable routing is possible.

FLEX STAY SEAT STAYS

Only 10mm thin and slightly curved: The new 'Flex Stay' seat stays on the BIG.NINE offer a noticeable reduction of surface induced vibrations and impacts. Flax fibers ('Bio Fiber Damping Compound') that are woven into the carbon matrix improve the vibration damping even further.

BOOST 148 REAR HUB

The new hub standard of 148mm ('Boost') adds 6mm width in comparison to conventional rear hubs. In particular 29ers benefit from this new standard: A flatter spoke angle increases stiffness, furthermore shorter chain stays become possible which improve the agility of the bike further.

CROSS-COUNTRY / MARATHON THE WORLD IS JUST ENOUGH.

SUB 900G FRAME

Less than 900g frame weight! The CF5 frame of the BIG.NINE in size M even undercuts the weight benchmark of our legendary 26" rocket O.NINE.

MODERN XC GEOMETRY

In comparison to its predecessor, a noticeably longer reach of 422mm in size M, combined with a steeper seat angle (73,5°), a slacker head angle (70°) and the only 80mm long stem give the new BIG.NINE a next generation XC-geometry. The rider is perfectly integrated in the bike, aggressive agility meets stable calmness – perfect for today's demanding courses.

AERO TUBE PROFILE

Fast forward! Seat and down tube closely follow the example of the aerodynamically optimized road bikes REACTO and SCULTURA. The truncated 'NACA Fastback' tube profile gives the new BIG.NINE noticeably and measurably reduced air resistance.

BOTTOM BRACKET

The BB92 bottom bracket allows an extremely wide contact point with the down tube improving stiffness and acceleration.

THE NEW BIG.TRAIL

JUST FOR FUN. NOTHING ELSE.

DROPPER SEATPOST AS STANDARD

The internal cable routing is ready for stealth dropper seatposts and paired with a super low stand over height makes for a super playful trail bike.

BOOST 148 REAR HUB

As a bike for gnarly terrain, our BIG.TRAIL also uses the new 148mm wide 'Boost' standard, which adds 6mm extra width to the rear hub. A flatter spoke angle increases stiffness, furthermore shorter chain stays become possible which improve the agility of the bike further.

1X DRIVETRAIN

Our new BIG.TRAIL is a pure play and fun bike, which neither looks for the steepest climbs nor high speed pedalling sections. Therefore '1x only' is the correct choice of drivetrain – also when it comes to the 'ride and forget'-ability of our BIG.TRAIL.

PLAYFUL TRAIL GEOMETRY

Due to the low stand over height and playful trail-geometry our BIG.TRAIL is a real hoot: The long reach of 425mm in size M and the super short 35mm stem, combined with the 73,5° steep seat angle and the 'Enduro like' slack head angle of 67,5°, deliver an impressive mixture of agility and high speed stability.

SMART ENTRY

All internal cables and hoses are not just run inside the frame of our BIG.TRAIL but they are also clamped to prevent rattling, thanks for our clever 'Smart Entry' technology. Cables and hoses are clamped when entering and exiting the frame, yet thanks to the 'Down Tube Exit' the internal cables can be easily reached for maintenance and exchange.

130MM FRONT TRAVEL

With 130mm of front travel, our BIG.TRAIL is as rough-stuff capable and confidence-inspiring as a hardtail can get.

NEW TYRE FORMAT B+

The new tyre format B+ (also 650B+) with its 2.8" wide 27.5" rubbers takes the traction of our new BIG.TRAIL to so far unknown dimensions. High air volume with low pressures makes surfing trails a fascinating experience – in particular on a hardtail.

THE NEW ONE-SIXTY

GET HEAVY. STAY LIGHT.

SUPERLITE 16 HEAR TRIANGLE

Due to our new 'Superlite 16 Alloy' aluminium grade the super strong rear triangle of our ONE-SIXTY comes in at a mere 1300g – with all the advantages aluminium brings to the table when used at the constantly bombarded rear end of our Enduro bike.

NEW SHOCK UNIT GENERATION

Thanks to the 'Trunion Mount', our designers simply have more freedom when designing the top tube. Its shorter eye-to-eye measurement while maintaining the shock travel opens the door for the full suspension bikes of the future.

BOOST 148 REAR HUB

No doubt: Our ONE-SIXTY, which feels right at home on the proper rough stuff, comes equipped with Boost wheels. Improved stiffness and shorter chain stays for improved agility underline the playful side of our new Enduro bike.



FULL SUSPENSION / ENDURO
CARBON IN A NEW DIMENSION.



PURE ENDURO GEOMETRY

With a 74,5° steep seat angle in size M our new ONE-SIXTY is a real demon when it comes to climbing and acceleration. And once at speed the 65,3° slack head angle keeps things calm and controlled.

CARBON FIBRE MAIN FRAME

Our very first carbon Enduro bike impresses with a front triangle weight of around 1000g (size M, without shock) – a top weight for maximum Enduro fun and not just on the downs.

1X DRIVETRAIN

With either 11 or 12 gears in the rear, '1x only' drivetrains offer a broad range on this tight Enduro bike. And you can leave your front derailleur worries at home.

THE NEW SCULTURA DISC

WITH DISC. EXTRA COOL.

FLEX STAY SEAT STAYS

Only 10mm thin: The 'Flex Stay' seat stays on the SCULTURA DISC offer a noticeable reduction of surface induced vibrations and impacts. Flax fibers ('Bio Fiber Damping Compound') that are woven into the carbon matrix improve the vibration damping even further.

FLAT MOUNT REAR BRAKE

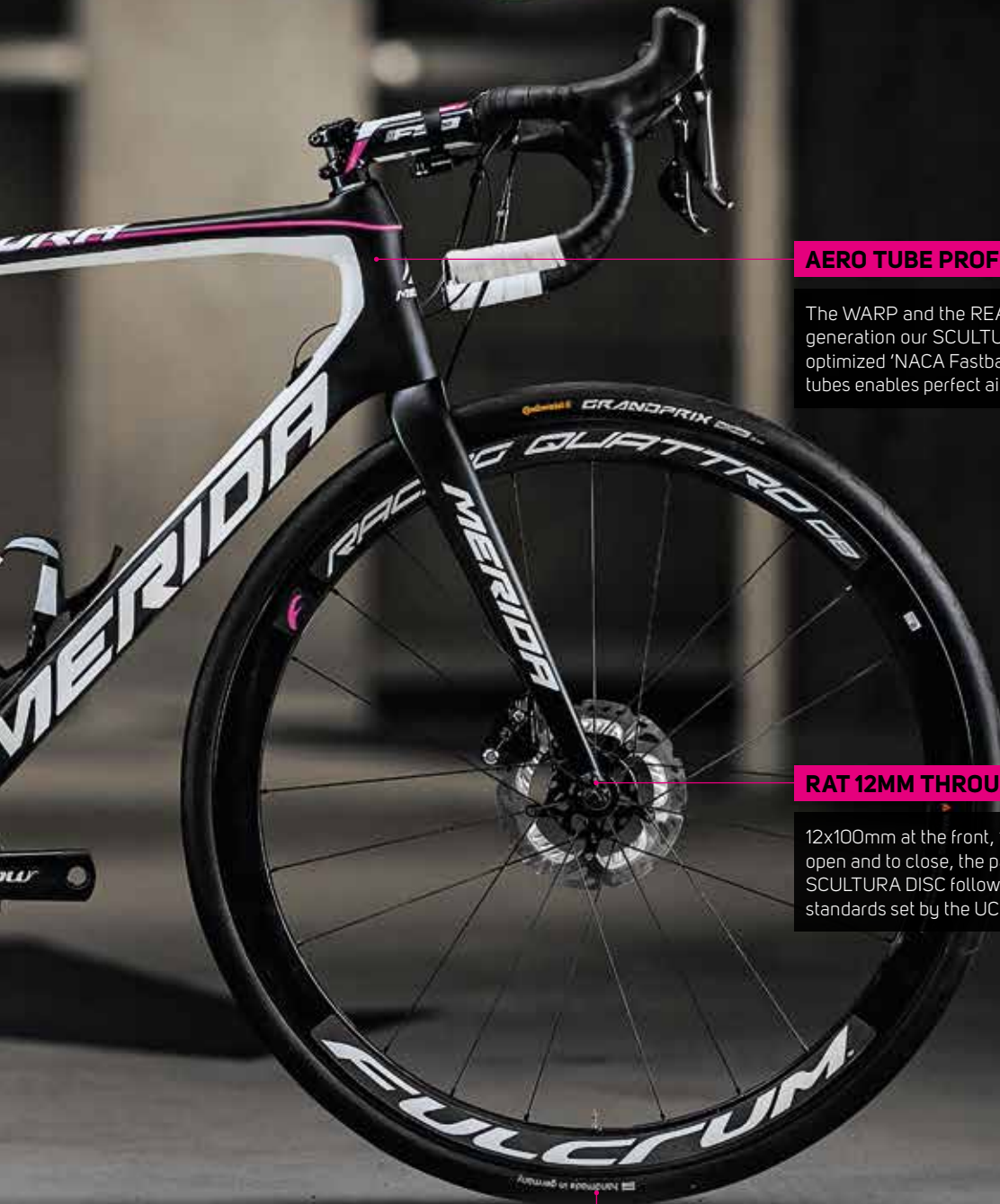
The brake mount of the rear brake on our new SCULTURA DISC sits according to the 'Flat Mount' standard well protected within the rear triangle. This distributes the generated brake forces better onto the frame.

DISC COOLER

Our innovative 'Disc Cooler' utilizes aluminium ribs around the chain stay to take the generated heat away from the rear brake. Result: 35% less heat-build-up and a faster temperature reduction.



ROAD RACE.
GO FURTHER – SAFELY.



AERO TUBE PROFILE

The WARP and the REACTO have started it, and in its current generation our SCULTURA also features the aerodynamically optimized 'NACA Fastback' tube profile. The truncated drop shape tubes enables perfect airflow at the lowest possible weight.

RAT 12MM THROUGH AXLES

12x100mm at the front, 12x142mm at the back: super fast to open and to close, the patented 'RAT' through axle system of the SCULTURA DISC follows the dimension for front and rear wheel standards set by the UCI.

28MM TYRES

The SCULTURA DISC does not just set new standards as one of the first disc road bikes in the WorldTour: The 28mm wide tyres offer maximum traction and therefore translate the improved brake power perfectly onto the road.

THE NEW REACTO TRACK

WE BET YOU WOOD.

UCI CERTIFIED

Not everybody goes this far: Right from the start the frame of our new REACTO TRACK comes UCI certified and therefor is ready to be raced – at any level.

ONE PIECE SEATTUBE

Perfectly designed for an impressive look: It is difficult to spot the tube-to-tube transitions of our new 'One Piece Seattube'.

HIGHLY ADJUSTABLE REAR DROPOUTS

The adjustability of the horizontal dropouts on our REACTO TRACK is extra huge to allow a broad range of chain ring sizes to be used without the need to adjust the chain.



ROAD TRACK.
DON'T BARK UP THE WRONG TREE.



AERO TUBE PROFILE

Speed is everything – that is also the credo for track bikes. Down and seat tube of our REACTO TRACK feature the 'NACA Fastback' tube profile which due to its truncated drop shape enables perfect airflow at the lowest possible weight.

FULL CARBON FORK

Super light yet super strong. The full carbon fork of the REACTO TRACK comes 'tapered headtube' ready with 1 1/8" bearings at the top and 1.5" at the bottom for maximum performance and minimum weight. A special little extra on our track bike is the hidden fixing point for the front brake – so that our track demon can be turned into a stylish urban bike with ease.

23MM TYRES

Comfort is not a huge priority if the surface is as smooth as you would find it in a velodrome. For that reason the REACTO TRACK comes equipped with fast rolling, super light 23mm tyres.

THE NEW CROSSWAY URBAN

THE BETTER WAY THROUGH THE CITY.

RUST FREE BOLTS

Day-to-day usability at its best. All bolts and fixings on our new CROSSWAY URBAN generation are rust free – for a long and exciting city life.

DISC ONLY

CROSSWAY URBAN bikes are bikes for every day and for every eventuality. That's why we don't push for losing every last gram if it means that we might have to sacrifice performance. Rim brakes are simply less powerful in comparison to their disc cousins in particular when it gets wet. That's the reason why our 2017 CROSSWAY URBAN range comes equipped with disc brakes throughout.

EXTRA FITTINGS

Side stand and/or rear rack perhaps? No problem. Thanks to our 'K-Mount' and 'C-Mount' the CROSSWAY URBAN range comes perfectly prepared for the fitting of extra equipment.

URBAN / TREKKING
BECAUSE TOMORROW STARTS TODAY.



TOP INTEGRATED MUDGUARDS

Mudguards are not everybody's cup of tea. While they are almost indispensable for some, they simply look wrong for others – even if it means getting wet. With new mudguards, specifically designed for the CROSSWAY URBAN family, we have managed to perfectly integrate them so that more and more riders will say 'yes' to staying dry.

THEFT PROOF AXLES

Wheels stolen? Not from the CROSSWAY URBAN. Our new generation comes with theft proof axles as standard.

40MM TYRES

Nomen est omen: The CROSSWAY URBAN is a bike for the city. That's the reason it comes with highly comfortable 40mm tyres, offering super traction and extra safety.

There are road riders and mountain bikers. Fitness bikers and commuters. Some look for leisure riding and some for more vigorous usage. In short: it's almost impossible to find one bike that covers all. Why should it be any different when looking at E-Bikes...? We are convinced that it is more important what a bike should deliver rather than how it does it. This made us add three new categories to our E-Bike line up: Performance, Sport and Active. For anybody who likes to keep the accelerator open we have our Performance-Bikes for maximum power. If an active lifestyle and the joy of cycling is more your direction than the Active range is the ticket. We have the Sport models which fit right between these two worlds. It has never been easier to find the right MERIDA-E-Bike.

PERFORMANCE

eBIG.TRAIL: The ultimate fun machine.

Nome nest omen: The eBIG.TRAIL does not just take its name from the human-powered BIG.TRAIL. It follows the ethos of being the perfect partner for your next trail extravaganza. On mighty 650b+ tyres our 130mm aluminium hardtail rolls over pretty much anything you can throw at it whilst maintaining its playful character. All down to a perfectly adjusted geometry - for an E-Bike it has impressively short chain stays measuring just 430mm. Powered by the new Shimano STePS E8000 eMTB-motor the eBIG.TRAIL delivers power and endurance far beyond what trails fans have been able to experience.

eONE-TWENTY: Because every long day in the saddle has its ups and downs.

With its character closely related to the hugely versatile mid travel full suspension ONE-TWENTY, our 120mm full suspension Pedelec combines all the positive attributes of the human powered version with the leading electric mountain bike motors. Powered by the latest Shimano E8000 STePS motor with its off-road focused character and long lasting 500Wh battery the eONE-TWENTY turns trail surfing into an uphill discipline. With its mighty 650B+ tyres, Boost Standard wheels and agile confidence inspiring geometry (short 440mm chain stays and a long top tube) – our eONE-TWENTY is up for any challenge. All this makes the eONE-TWENTY the ideal partner for any Pedelec-fan who enjoys the ups as much as the downs.

eONE-SIXTY: The playful Enduro bike with built in shuttle service.

Enduro bikes are first and foremost capable and fun bikes with lots of reserves for when the going gets rough – with climbing abilities but not focussing on that. Our clever engineers have taken the brand new ONE-SIXTY and added a built in shuttle service: the eONE-SIXTY! This 160/160mm Enduro full suspension with its all-aluminium frame delivers all the latest features like complete internal cable routing with 'Smart Entry' cable access. Due to 650b+ tyres, Boost Standard wheels, Shimano E8000 STePS motor and fun focussed agile and playful geometry (reach for a M frame is 440mm) our eONE-SIXTY is a thoroughbred enduro and scores as highly as the non-powered ONE-SIXTY when it comes to trail fun. Now the question is: – order a shuttle or simply pedal to the top?

SPORT

eBIG.SEVEN/NINE: The omnipotent SUV amongst the MERIDA-Pedelecs.

SUV – 'Sports Utility Vehicles' – a term from the automotive industry that characterises off-road vehicles with an urban orientation. It defines cars that offer comfortable day to day usability whilst being ready for some off-road fun. Our engineers have managed to create the perfect balance between moderate commuting bike and sporty MTB with our eBIG.SEVEN and eBIG.NINE models. Powered by an intelligent mixture of STePS E8000 battery (500Wh) and 'Light Offroad' E6000 motor the eBIG.SEVEN/NINE enable you to combine the daily commute with a sporty trail detour on the way home. The completely new frame has modern additions like front and rear through axles and Boost Standard to further improve wheel strength. Even with its sporty geometry our eBIG.SEVEN/NINE are Pedelecs that can be turned into the perfect day to day machine by adding mud guards and rear rack.

eNINETY-NINE: Gives your sporty ambitions an extra boost

Whilst our eBIG.SEVEN/NINE hardtails manage the perfect balance of day to day usability and sporty heritage our eNINETY-NINE does exactly the same in the full suspension Pedelec category. Due to its sporty geometry, low stand over height and 100mm front and rear travel our E-29er manages any challenge with ease. The ability to fit mud guards and even a stand clearly show the all-purpose character. In particular the very low weight of just 19kg makes this a real E-bike for all eventualities. The eNINETY-NINE is powered by the proven Shimano E6000 'Light Offroad' motor combined with the new E8000 500Wh battery allowing the rider to add an extra little loop at the end of the ride.

ACTIVE

eBIG.TOUR: The comfortable Urban-Pedelec with offroad potential.

Amongst all the impressive attributes the mountain bike has on its side, one of the most prominent is – robustness, something that is also appreciated by urban orientated riders. Our eBIG.TOUR is equipped with a well-balanced comfort package: a low top tube makes getting on and off the bike easier and new geometry gives a more relaxed and upright riding position. 100mm front suspension travel as well as a frame ready to take mud guards, lights, rear rack and a stand gives the eBIG.TOUR a more moderate character. The eBIG.TOUR combines the advantages of our eSPRESSO family with the robustness of an offroad Pedelec. The perfect power source is the Shimano E6000 'Light Offroad' motor powered with a 418Wh E6000 battery. It doesn't have to be 'sport' all the time when you want to be active on a Merida bike...



**WATCH OUT
SEPARATE
E-BIKE CATALOGUE**



SHIMANO
STEPS



TECHNOLOGIES



INTERNAL BLOCKSYSTEM

Our designers have created an intelligent, lightweight and completely internal solution to protect carbon frames from damage caused by spinning handlebar impact - the 'MERIDA Internal Blocksystem'. A clamping ring around the fork steerer tube together with blocking inserts in the head tube ensures that handlebars can rotate but stop before they hit the frame.



SMART ENTRY

Internal cable routing perfected: Up to this point, the routing of cables inside frame tubes often had the unwanted side effect that they were able to move and produce noise. Our 'Smart Entry' allows the cables to be clamped under tension, resulting in rattle free cables even when it is getting rough. All cable inlets are completely interchangeable to deal with any kind of set up; Di2, hydraulic hoses, brake and gear cable housings etc.



INTERNAL CABLE

In particular over the last few years a trend of running more and more cable internally has become bigger and bigger. More and more of our frames have cables routed through the frame – keeping things 'clean'. The cables enter and exit through smooth sockets giving the bike an uncluttered look while protecting the cables from moisture and dirt..



DOUBLE STOP

Internally run cables and hoses are a visual plus for every bike yet a challenge for our designers, as nothing irritates the rider more than the rattling of the internally run cables. 'Double Stop' restricts the movement of internal cables in active suspension rear ends by clamping the cables when leaving the front part of the frame.



DOWN TUBE EXIT

It is not enough to run cables and hoses well protected through the inside of a frame. For easy maintenance and exchange of the cables and hoses, a simple access is useful. With 'Down Tube Exit' MERIDA has created a visually pleasing service access in front of the bottom bracket to reach all internal cables and hoses easily.



FLEX STAY

We design road and hardtail bikes with stiff rear ends, to reduce weight and to turn every rider-effort into propulsion. But a rigid rear end can transmit bumps back to the rider, affecting comfort and performance. The 'Flex Stay' seat and chain stays in our carbon frames have specific profiling which works like a flat spring, absorbing surface bumps and reducing vibrations.



NANO MATRIX CARBON

Carbon bikes often have to withstand high impacts and stresses. To protect the integrity of carbon frames MERIDA utilises this premium technology. The carbon fibres are bonded together with an epoxy resin together with added nano particles. These nano particles can increase the impact resistance of a carbon frame by up to 40%. You can find 'Nano Matrix Carbon' on all our 2017 high-end carbon bikes.



CARBON FORK

Partly developed in conjunction with new carbon frames, our rigid carbon front forks come in all model variants as a full carbon version with steerer and fork legs all made of carbon. MERIDA carbon forks provide superb vibration damping, precise steering and excellent braking and lateral stiffness. Used with rim and disc brakes.



BIO FIBER DAMPING COMPOUND

MERIDA follows nature's example when constructing selected carbon components by adding bio-flax-fibres to benefit from their unique characteristics – improved vibration damping. Rear ends of MTB-hardtails or road bikes as well as carbon forks become super comfortable when these natural fibres are added to the normally super stiff carbon matrix.



NACA FASTBACK PROFILE

The 'NACA Fastback' tube profiles of our WARP, REACTO, SCULTURA and – new – our BIG.NINE and BIG.SEVEN are based on data collected in countless wind tunnel tests. In particular sections the down tube, seat tube and as well as sometimes the seat stays are truncated. Air moves around the tube as though the removed part was still there but saves weight by using less material.



AWS – ANTI WRINKLE SYSTEM

Based on its technical merits, carbon fibre offers a huge variety of design and construction possibilities that other materials like for example aluminium don't. In particular the surface fascinates – but what happens inside? MERIDA uses specific internal forms which reduce the build up of internal wrinkles during the production process significantly. Result: stiffness and durability up, weight down.



X-TAPER HEADTUBE

The best of two worlds: externally shaped head tube with bigger diameter at the bottom and weight saving smaller diameter at the top. 'X-Taper Headtubes' always come with tapered forks or correct adapters fitted. Result: superb stiffness and precise steering even in the toughest conditions without increasing the weight of the frame unnecessarily.



PROLITE 66 TRIPLE BUTTED ALUMINIUM

Proven high-end grade of aluminium. Extremely light and durable. These tubes use triple butted wall thicknesses and are matched to the stress profile of each section, allowing not just exciting frame shapes but also giving the best possible stiffness to weight ratio. We always match the amount of material to the stresses and strains each section has to endure – so not a single gram is added unnecessarily.



SUPERLITE 16 ALLOY

You can always go lighter...? At least with regards to aluminium the internal competition of the MERIDA developed 'Racelite 61' and 'Prolite 66' is already immense. But our 'Superlite 16 Alloy' pushes the benchmark even further. This new high-end grade of aluminium enables super thin wall thicknesses yet delivers amazing strength – ideal for demanding off-road usage. Used for the first time in 2017 in the rear triangle of the new ONE-SIXTY.



RACELITE 61 ALUMINIUM

Known from aerospace engineering, this grade of aluminium with its high strength and low weight is the perfect platform for clever and sensible aluminium frames. MERIDA adds extra heat treatment to improve its material characteristics even further. Through double-buttet wall thicknesses, our Racelite 61 aluminium is particularly suitable to produce light, stiff frames.



HFS – HYDRO FORMING SYSTEM

It's not just an art form to manipulate the outside of an aluminium frame: Contrary to the inwards working mechanical TFS ('Techno Forming System') the very complex 'Hydro Forming' uses hot oil and forces it through high pressure outwards into forms allowing the creation of very complex tube profiles. Material used: Prolite 6066 and Superlite 6016. Result: Exciting aluminium frames of the highest performance level.



TFS – TECHNO FORMING SYSTEM

Aluminium is, based on its characteristics, like for example low weight, still a highly popular frame material. Through the mechanical shaping process TFS, modern, three dimensional shapes can be realised. The material used: Racelite 6061. Contrary to HFS ('Hydro Forming System') we use TFS already on entry level frames to improve appearance and functionality.



SMOOTH WELDING

MERIDA aluminium frames should not just perform reliably under all conditions but also impress visually. Our 'Smooth Welding' technology adds a second pass over the weld, giving the frame a superbly clean organic look. This complex step does not affect the frame stiffness but provides the best platform for exciting frame decors and neat design details.

TECHNOLOGIES



DISC COOLER

Disc bikes on a road bike are one of the biggest innovations in this segment. Particularly during long descents a road bike benefits from a specific cooling system as it often runs smaller rotors than most mountain bikes. The front brake is sufficiently cooled by the airflow, but as the rear brake is more sheltered, the 'Disc Cooler' comes in handy to aid heat dissipation and provide important constant braking performance.



POST MOUNT DISC

Due to the direct mounting on the 'Post Mount' brake mount at the rear drop out, a rub free alignment of the brake in comparison to the IS- System ('International Standard') is made much easier. By using different adapters for different rotor sizes, post mount brake systems can be easily adapted to individual preferences and requirements.



C-S POST MOUNT DISC

'Chain Stay Post Mount Disc' – three realisations are hiding behind this technology. First: Within the rear triangle 'Post Mount' brake mounts are perfectly protected from impacts. Second: The brake mount is pushing against the chain stays when the brake is applied which is perfect for the distribution of brake forces. Third: Internal cable routing is also easier and neater via the chain stay. Result: A very clean and uncluttered look.



RACE LINK

Our single-pivot rear suspension system optimised for cross country riding and 1x drivetrains, which can be found exclusively on our NINETY-SIX. Equipped with a super light (80g) carbon rocker, our 'Race Link' allows the construction of a light and efficient chassis which runs completely pedal-bob free when run at 25% sag. Sensitive at the beginning of the travel, with a stable platform in the middle and progressive at the end, 'Race-Link' works perfectly on the ups and downs.



FLOAT LINK

At this powerful suspension system the shock unit is suspended at both ends. The lower shock mount moves together with the system to deliver sensitive response characteristics. Our engineers are able to precisely influence the transmission ratio and progression, which means a 'Float Link' rear end feels like more travel than the travel number suggests. Finally the absence of a shock mount on the main frame gives a cleaner look.



DI2 READY

More and more technology loving road riders and mountain bikers – as well as the professionals of the WorldTour and World Cup use Shimano's electronic 'Di2' shifting system. Always crisp, effortless shifting as well as great reliability are the strengths of this system. Bikes and frames marked with the 'Di2 Ready' symbol are perfectly prepared for the installation of Di2 technology – in particular with a battery mounting inside a special seat post.



THRU AXLE 12-148 'BOOST'

Due to the widening of the hub spacing by 6mm, the spoke angles become flatter resulting in a stiffer and stronger wheel. In particular on 29er and 650b+ wheels, and paired with the stiffness increasing attributes of a through axle, this is hugely desirable. Besides that, the wider hubs and cranks with wider bottom brackets push the chain line further outwards and enable extra short chain stays for a more agile geometry.



THRU AXLE

Thru axles on the front and rear wheel offer various advantages. Besides increased lateral stiffness they enable a straight forward wheel installation due to a well defined position for the front and rear wheel within the frame – perfect for optimal disc brake rotor alignment. MERIDA uses 12mm thru axles on the rear wheel and 12mm or 15mm on the front wheel.



MODULAR COCKPIT

Ambitious triathletes know the difficulties of finding a position which is not just perfectly aerodynamic but also comfortable, allowing them to finish the second discipline as stress free as possible. The 'Modular Cockpit' offers thousands of different options to find the perfect cockpit setup for different courses, level of training or individual preferences.



FLIP FLOP HEAD

Aero bikes have to deliver the best possible aerodynamics. Yet at MERIDA, the maximum adjustability comes already in as the second most important point, as superb wind-tunnel data is useless if the rider can't position himself optimally. The 'Flip Flop' head allows the seat angles of our REACTO and our WARP TT to be optimised and perfectly adjusted to the personal preferences of the rider.



INTERNAL CLAMP

Designing WorldTour bikes is similar to Formula 1 teams: working on apparently nondescript details can result in saving split seconds. That is the reason why our 'Internal Clamp' on our WARP TRI and REACTO is more than an optical highlight. Through this special way of clamping the post turbulence at the top tube can be minimised, saving important power reserves.



S-FLEX

Rigid rear ends are hard and uncomfortable? Not at MERIDA. Thanks to the 'S-FLEX' technology our REACTO and also our BIG.NINE and BIG.SEVEN impress with their riding comfort. The additionally shaped aero seatpost of the REACTO dampens the surface impact through its specific construction. The 'S-Flex' enables the MERIDA rider to maintain their power reserves even on the longest of rides.



K-MOUNT DROP-OUT

Our specifically shaped rear brake mount with integrated fixings for a HEBIE kick stand. 'K-Mount Drop Outs' offer perfect stiffness when braking – a noticeable safety plus for all MERIDA riders who don't want to miss the added comfort of a kick stand on their urban or leisure bike.



F-MOUNT

The nicer the weather the more fun you have riding your bike and vice versa. This simple formula stays true till a nice looking and technically well functioning solution for integrating mud guards on your bike is found. MERIDA bikes with 'F-Mount' have fittings for mud guards (some of our models require model specific mud guards) already integrated, making adding them super fast and simple.



C-MOUNT

A bike can be so much: Leisure partner, sports equipment, simple way of transport...and all these have in common that you might need to carry something. Let it be the briefcase on the way to the office, the daily shop or maybe even your kids on a suitable child seat. The requirement for all of these is a rear rack - MERIDA bikes with a 'C-Mount' have fittings for a rear carrier (some of our models require model specific rear carriers) already integrated, making adding one super fast and simple.



LOCKOUT / REMOTE LOCKOUT

The suspension fork and/or rear shock can be locked – either directly or via a 'remote control' lever on the handlebar. The lockout is the perfect setting for rides on flat, smooth surfaces or in a powerful sprint – so not just for steep climbs. Via our remote lever you will be able to turn the lockout on or off – completely intuitively.



CASTING MOTOR BRACKET

All E-bikes equipped with the new E-MTB group E8000 like eBIG.TRAIL, eONE-TWENTY and eONE-SIXTY as well as parts of the Bosch motor equipped range benefit from the new 'Casting Motor Bracket'. This new aluminium casted bracket allows extremely complex shapes combined with very small tolerances resulting in a more integrated look as well as improved performance of the motor.

FULL SUSPENSION



Full suspension mountain bikes are the benchmark by which to measure a brand's bicycle engineering prowess. Here at MERIDA we cover all of the bases, from cutting edge carbon 100mm World Cup racers designed for ultimate speed and efficiency to the all-new ONE-SIXTY with the latest in technical developments for ultimate Enduro fun. The broad range of suspension platforms is a clear demonstration of our position as a leading manufacturer. But we are not just focussed on the ultimate, the super light, the high tech. We have bikes for beginners all the way through to World Cup proven race machines.



FULL SUSPENSION OVERVIEW



NINETY-SIX CROSS-COUNTRY/MARATHON

The first choice for the MULTIVAN MERIDA BIKING TEAM when riding demanding cross country courses. Super light and eager to leap forward, the NINETY-SIX doesn't compromise. Every fibre of it shouts out 'thoroughbred racer'. It has been perfectly engineered for 'full throttle' riding with 100mm of front and rear travel, single chain ring optimised suspension and availability in 650b and 29er wheel sizes. NEW: Modified rear end for even more agility and stiffness as well as 'Boost' axle standards for improved wheel stiffness.

- + 100mm travel front and rear
- + 'Size Specific Wheeling' Frames: S and M in 27.5"; M, L and XL in 29er
- + Lockout on suspension elements (depending on model / remote)
- + Disc brake rotors 180mm front and 160mm rear
- + Carbon, aluminium or combined model options
- + 'Smart Entry' with complete inner cable routing (carbon only)
- + Dropper seat post ready
- + 'Boost' standard through axles – 15mm front / 12mm rear



ONE-TWENTY TRAIL

Incredible versatility: fun packed trail surfing or demanding all day ride? 27.5" or 29er wheels? Stripped down single chain ring or classic front derailleur setup? The One-Twenty range with its 130mm fork and 120mm float link rear suspension gives the feeling of more travel and is ready for anything. The choice extends to frame materials, available with a carbon front triangle or with a complete lightweight and sophisticated aluminium frame. Modern standards like through axles or our clever 'Smart Entry' cable system make this machine properly future proof.

- + Front/rear travel: 130/120mm
- + 'Size Specific Wheeling' Frames: S, M and L in 27.5"; M, L and XL in 29er
- + Lockout on suspension elements (depending on model / remote)
- + Disc brake rotors 180mm front and rear
- + Carbon front triangle or all aluminium model options
- + 'Smart Entry' with complete inner cable routing (aluminium models: external brake cables), Dropper seat post ready
- + Through axles – 15mm front / 12mm rear





ONE-FORTY

ALL MOUNTAIN

Even if the ONE-FORTY's greatest ambition is conquering demanding trails at super high speed, our all mountain-full suspension bike loves to climb! In our view that is what makes all mountain bikes so much fun. Even the most remote descents can be explored to the max if the climb to the trail head is a breeze. This is why our ONE-FORTY with its lightweight aluminium frame doesn't just deliver a responsive chassis with plenty of rough-stuff capability but it also has a pedal friendly suspension design.

- + Front/rear travel: 150*/140mm
- + All models roll on 27.5" wheels and come with tubeless ready setup
- + Lockout on suspension elements
- + Disc brake rotors 180mm front and rear
- + All bikes equipped with dropper seat posts (new model by MERIDA, also available separately)
- + Through axles – 15mm front / 12mm rear



ONE-SIXTY

ENDURO

Completely new for 2017, our full suspension ONE-SIXTY is the best Enduro bike we have ever made. It comes weight optimised through the combination of a carbon fibre front triangle and brand new ultralight 6013 aluminium rear triangle. Rolling on 27.5" wheels, it achieves the perfect balance between grip and easy acceleration. A 170mm front fork is paired with a 'Float Link' rear suspension system delivering 160mm of plush travel which with the help of the new RockShox 'Metric Shock' delivers unprecedented performance – Enduro at it's best!

- + Front/rear travel: 170/160mm
- + 27.5" wheels with tubeless ready setup
- + RockShox 'Metric Shock' rear shock unit with 'Trunnion Mount'
- + Disc brake rotors 200mm front and 180mm rear
- + Carbon main frame with aluminium rear end
- + All models come equipped with dropper seat posts
- + 'Boost' axle standard front and rear

** depending on model version*



NINETY-SIX

Following its launch in 2016, our World Cup proven cross country race-rocket has had a few upgrades: a new rear end, reduced in length by 8mm and now asymmetric, plus we have adopted the new 'Boost' axle standard. Through these modifications we have made our super-fast full suspension racer even stiffer and more agile than before. Increasing rear wheel stiffness is a major bonus, particularly when using 29er wheels. All models, whether aluminium or carbon, follow the MERIDA 'Size Specific Wheeling' concept: frame sizes S and M feature 27.5" wheels, M, L and XL come with 29er wheels. The aggressive geometry and excellent suspension with the shock under the top tube paired with 100mm front and rear travel (both with lockout, depending on model version) make the NINETY-SIX a real thoroughbred. It is equally at home racing for podium positions or enjoying long days in the saddle.





27.5"

29"



NINETY-SIX TEAM



FRAME NINETY-SIX CF5 **FRAME SIZES** S(27.5) M(27.5) M(29) L(29) XL(29) **COLOR** matt UD Carbon (green/white) **FORK** Rock Shox RS1 100 PS **SHOCK** Rock Shox Monarch XX remote **DERAILLEUR REAR** Sram XX1 12s **SHIFTERS** Sram XX1 eagle trigger **BRAKE LEVER** Sram Level Ultimate **BRAKES** Sram Level Ultimate 180 disc / Sram Level Ultimate 160 disc Connectamajic **CHAINWHEEL** Sram XX1 34T [PF] **CHAIN** Sram X01 EAGLE **HUBS** attached / DT Plug-in RWS boost **RIM** DT Swiss XR1501 Spline One PS15-R12XD **FREEWHEEL** Sram XG 1299 EAGLE 10-50T **TIRES** Maxxis Ikon 29 Exception 2.2 3C **SPOKES** attached **HANDLEBAR STEM** MERIDA Team OS **HANDLEBAR** MERIDA TEAM 720 OS flat **HEADSET** Big Conoid A-bearing **SEAT POST** MERIDA Team carbon 31.6 SBO **SADDLE** Prologo new Nago Evo X10 TiroX **WEIGHT** 10.00 kg

CROSS-COUNTRY/MARATHON



27.5" 29"

NINETY-SIX 9000-E



FRAME NINETY-SIX CF5 **FRAME SIZES** S(27.5) M(27.5) M(29) L(29) XL(29) **COLOR** matt UD Carbon (blue/grey) **FORK** FACTORY 32 FLOAT SC iRD **SHOCK** FLOAT iRD **FACTORY DERAILLEUR FRONT** Shimano XTR Di2 **DERAILLEUR REAR** Shimano XTR GS Di2 Shadow RD+ **SHIFTERS** Synchronized shifting / Shimano XTR Di2 **BRAKE LEVER** Shimano XTR **BRAKES** Shimano XTR 180 disc fin / Shimano XTR 160 disc fin **CHAINWHEEL** Shimano XTR 36-26 boost **CHAIN** KMC X11EL **HUBS** attached / DT Plug-in RWS boost **RIM** DT Swiss XRC 1200 Boost **FREEWHEEL** Shimano XTR 11 11-40 **TIRES** Continental Race King Race Sport 2.2 SL **SPOKES** attached **HANDLEBAR STEM** PRO Tharsis XC Di2 **HANDLEBAR** PRO Tharsis XC 720 Flat Di2 **HEADSET** Big Conoid A-bearing **SEAT POST** PRO Tharsis XC 31.6 SBO **SADDLE** Selle Italia SLR KIT **CARBONIO WEIGHT** 9.95 kg



27.5" 29"

NINETY-SIX 7000



FRAME NINETY-SIX CF4 **FRAME SIZES** S(27.5) M(27.5) M(29) L(29) XL(29) **COLOR** matt UD Carbon (grey/red) **FORK** Rock Shox SID RL Air 15 100 TC oneloc **SHOCK** Rock Shox Monarch RT3 **DERAILLEUR FRONT** Shimano XT sideswing **DERAILLEUR REAR** Shimano XT GS Shadow+ **SHIFTERS** Shimano XT-I / Shimano XT-I 11 **BRAKE LEVER** Shimano XT **BRAKES** Shimano XT-Fin 180 cen ice / Shimano XT-Fin 160 cen ice **CHAINWHEEL** Shimano: XT 36-26 boost **CHAIN** KMC X11EL **HUBS** attached **RIM** Fulcrum Red Power HP (C23) F15-R12 cen **FREEWHEEL** Shimano XT 11 11-42 **TIRES** Continental Race King Race Sport 2.2 SL **SPOKES** attached **HANDLEBAR** **STEM** MERIDA Expert Carbon OS **HANDLEBAR** MERIDA Expert OS 720 flat **HEADSET** Big Conoid A-bearing **SEAT POST** MERIDA Team carbon 31.6 SBO **SADDLE** MERIDA Expert **WEIGHT** 11.25 kg

CROSS-COUNTRY/MARATHON



27.5" 29"



NINETY-SIX XT



FRAME NINETY-SIX CFA **FRAME SIZES** S(27.5) M(27.5) M(29) L(29) XL(29) **COLOR** 1. red (black/white) 2. matt UD Carbon (grey) **FORK** 32 FLOAT Performance SC 100 Remote **SHOCK** FLOAT DPS Performance Elite **DERAILEUR FRONT** Shimano XT sideswing **DERAILEUR REAR** Shimano XT GS Shadow+ **SHIFTERS** Shimano XT / Shimano XT 11 **BRAKE LEVER** Shimano XT **BRAKES** Shimano XT 180 cen / Shimano XT 160 cen **CHAINWHEEL** Shimano: XT 36-26 boost **CHAIN** KMC X11 **HUBS** Shimano Deore 15 cen boost / Shimano Deore-12 cen boost **RIM** MERIDA Expert CC **FREEWHEEL** Shimano XT 11 11-42 **TIRES** Continental X-King 2.2 fold **SPOKES** Black stainless **HANDLEBAR STEM** MERIDA Expert Carbon OS **HANDLEBAR** MERIDA Expert OS 720 flat **HEADSET** Big Conoid A-bearing **SEAT POST** MERIDA carbon Expert SBO 31.6 **SADDLE** Prologo Kappa 3 **PEDAL** XC pro alloy **WEIGHT** 12.00 kg

27.5" 29"



NINETY-SIX 6000



FRAME NINETY-SIX CFA **FRAME SIZES** S(27.5) M(27.5) M(29) L(29) XL(29) **COLOR** matt UD Carbon (green/white) **FORK** Rock Shox Reba RL Air 15 100 oneloc **SHOCK** Rock Shox Monarch RT3 **DERAILEUR REAR** Sram GX 1 A1 **SHIFTERS** Sram GX 11 **BRAKE LEVER** Sram Level T **BRAKES** Sram Level T Centerline 180 PM / Sram Level T Centerline 160 PM Stealth-a-majig **CHAINWHEEL** FC S1000 32T(27.5") / 30T(29") **CHAIN** KMC X11-1 **HUBS** FoBearing disc 15 Torque / FoBearing disc boost XD **RIM** MERIDA Expert CC **FREEWHEEL** Sram XG-1150-A1 10-42 **TIRES** Maxxis Ikon 2.2 fold **SPOKES** Black stainless **HANDLEBAR STEM** MERIDA Expert Carbon OS **HANDLEBAR** MERIDA Expert OS 720 flat **HEADSET** Big Conoid A-bearing **SEAT POST** MERIDA carbon Expert SBO 31.6 **SADDLE** Prologo Kappa 3 **WEIGHT** 11.65 kg

CROSS-COUNTRY / MARATHON

27.5"

29"



NINETY-SIX 800



FRAME NINETY-SIX LITE **FRAME SIZES** S(27.5) M(27.5) M(29) L(29) XL(29) **COLOR** matt black (red/white) **FORK** 32 FLOAT Performance SC 100 Remote **SHOCK** FLOAT DPS Performance **DERAILLEUR FRONT** Shimano SLX direct **DERAILLEUR REAR** Shimano SLX Shadow **SHIFTERS** Shimano SLX-i **BRAKE LEVER** Shimano SLX **BRAKES** Shimano SLX 180 cen / Shimano SLX 160 cen **CHAINWHEEL** Shimano SLX 36-26 boost **CHAIN** KMC X11 **HUBS** Shimano Deore 15 cen boost / Shimano Deore-12 cen boost **RIM** MERIDA Expert CC **FREEWHEEL** Shimano M7000-11 11-42 **TIRES** Continental X-King 2.2 fold **SPOKES** Black stainless **HANDLEBAR STEM** MERIDA Expert OS **HANDLEBAR** MERIDA Expert OS 720 flat **HEADSET** Big Conoid S-bearing **SEAT POST** MERIDA Expert SBO 30.9 **SADDLE** Prologo Kappa 3 **PEDAL** XC pro alloy **WEIGHT** 12.75 kg

27.5"

29"



NINETY-SIX 600



FRAME NINETY-SIX LITE **FRAME SIZES** S(27.5) M(27.5) M(29) L(29) XL(29) **COLOR** matt black (blue/lime) **FORK** Rock Shox Recon Silver RL Air Remote **SHOCK** Rock Shox Monarch RL **DERAILLEUR FRONT** Shimano Deore sideswing **DERAILLEUR REAR** Shimano SLX SGS Shadow+ **SHIFTERS** Shimano Deore **BRAKE LEVER** Shimano M506 **BRAKES** Shimano M447 180 cen / Shimano M447 160 cen **CHAINWHEEL** Shimano M627 36-22 **CHAIN** KMC X10 **HUBS** FoBearing Cen 15 / FoBearing Cen boost **RIM** MERIDA Big Nine comp CC **FREEWHEEL** Shimano CS-HG50-10 11-36 **TIRES** Maxxis Ikon 2.2 fold **SPOKES** Black stainless **HANDLEBAR STEM** MERIDA Expert OS **HANDLEBAR** MERIDA Expert OS 720 flat **HEADSET** Big Conoid S-bearing **SEAT POST** MERIDA Expert SBO 30.9 **SADDLE** MERIDA Sport **PEDAL** XC pro alloy **WEIGHT** 13.40 kg

TRAIL

ONE-TWENTY

Our bike with the broadest range of uses and requirements, the ONE-TWENTY represents our definition of a modern mountain bike. The rider decides what type of trail to hit and the bike should instinctively follow. Designed around a float link suspension platform which combines plushness and pedalling efficiency at the highest level. The ONE-TWENTY follows our 'Size Specific Wheeling' concept of either 27,5" or 29er wheels depending on the frame size. Of course the ONE-TWENTY features modern standards like through axles and inner cable routing (including the dropper seat post) as well as offering single or double chain ring options. The geometry of our ONE-TWENTY is all about a longer reach and a low centre of gravity which, combined with a short stem and wide handlebar, delivers a fun packed handling. Sometimes trail, sometimes just a big long ride – it's up to you!





27.5" 29"



ONE-TWENTY 8000



FRAME ONE-TWENTY CFA **FRAME SIZES** S(27.5) M(27.5) L(27.5) M(29) L(29) XL(29) **COLOR** UD Carbon/green **FORK** Rock Shox Pike RC Air 15 130 **SHOCK** Rock Shox Monarch RT3 **DERAILLEUR REAR** Sram X01 EAGLE 12S **SHIFTERS** Sram X01 eagle **BRAKE LEVER** Sram Guide RS **BRAKES** Sram Guide RS 180 PM **CHAINWHEEL** Sram DESCENDANT CARBON EAGLE 32T(27.5") / 30T(29") **CHAIN** Sram X01 EAGLE **HUBS** attached **RIM** DT Swiss E 1700 SPLINE TWO 25 FW IS **FREEWHEEL** Sram X01 EAGLE 10-50T **TIRES** Continental Mountain King II 2.4 ProTction **SPOKES** attached **HANDLEBAR STEM** MERIDA Expert TR 35 **HANDLEBAR** MERIDA EXPERT 35 760 **HEADSET** Big Conoid S-bearing **SEAT POST** Rock Shox Reverb Stealth 31.6 **SADDLE** Prologo Nago Evo X15 **WEIGHT** 12.90 kg



27.5" 29"

ONE-TWENTY 7000-E



FRAME ONE-TWENTY CFA **FRAME SIZES** S(27.5) M(27.5) L(27.5) M(29) L(29) XL(29) **COLOR** blue/dark blue **FORK** FOX Performance 34 FLOAT 130 15 remote **SHOCK** FLOAT DPS Performance **DERAILLEUR FRONT** Shimano XT Di2 double **DERAILLEUR REAR** Shimano XT Di2 GS Shadow+ **SHIFTERS** Synchronized shifting / Shimano XT Di2 **BRAKE LEVER** Shimano XT **BRAKES** Shimano XT-Fin 180 cen ice **CHAINWHEEL** Shimano XT 36-26(27.5") / 34-24(29") **CHAIN** KMC X11EL **HUBS** attached **RIM** M 1700 SPLINE TWO 22.5 FW IS **FREEWHEEL** Shimano XT 11 11-42 **TIRES** Continental Mountain King II 2.4 RaceSport / Continental X-King 2.4 RaceSport SL **SPOKES** attached **HANDLEBAR STEM** MERIDA Expert OS-2P 60 **HANDLEBAR** MERIDA TEAM 740 OS R15 **HEADSET** Big Conoid S-bearing neck **SEAT POST** Rock Shox Reverb Stealth 31.6 **SADDLE** Prologo Nago Evo X15 **WEIGHT** 12.80 kg



27.5" 29"

ONE-TWENTY 7000



FRAME ONE-TWENTY CFA **FRAME SIZES** S(27.5) M(27.5) L(27.5) M(29) L(29) XL(29) **COLOR** metallic black/matt black (green) **FORK** FOX Rhythm 34 FLOAT Sweep Adj. 130 boost **SHOCK** FLOAT DPS Performance **DERAILLEUR FRONT** Shimano XT HD double side **DERAILLEUR REAR** Shimano XT GS Shadow+ **SHIFTERS** Shimano XT-
BRAKE LEVER Shimano XT **BRAKES** Shimano XT-Fin 180 cen ice **CHAINWHEEL** Shimano XT 36-26(27.5") / 34-24(29") **CHAIN** KMC X11EL **HUBS** Shimano XT 15 cen boost / Shimano XT 12-cen **RIM** MERIDA Expert CC **FREEWHEEL** Shimano XT 11 11-42 **TIRES** Continental Mountain King II 2.4 RaceSport / Continental X-King 2.4 RaceSport SL **SPOKES** Black stainless **HANDLEBAR STEM** MERIDA Expert OS-2P 60 **HANDLEBAR** MERIDA Expert OS lite 740 R10 **HEADSET** Big Conoid S-bearing **SEAT POST** MERIDA EXPERT Dropper 31.6 **SADDLE** Prologo Kappa 3 **WEIGHT** 13.00 kg

TRAIL

27.5" 29"



ONE-TWENTY 900



FRAME ONE-TWENTY TFS **FRAME SIZES** S(27.5) M(27.5) L(27.5) M(29) L(29) XL(29) **COLOR** metallic grey (blue) **FORK** FOX Rhythm 34 FLOAT Sweep Adj. 130boost **SHOCK** FLOAT DPS Performance **DERAILLEUR FRONT** Shimano XT HD double side **DERAILLEUR REAR** Shimano XT GS Shadow+ **SHIFTERS** Shimano XT-i **BRAKE LEVER** Shimano XT **BRAKES** Shimano XT-Fin 180 cen ice **CHAINWHEEL** Shimano XT 36-26(27.5") / 34-24(29") **CHAIN** KMC X11EL **HUBS** Shimano XT 15 cen boost / Shimano XT 12-cen **RIM** MERIDA Expert CC **FREEWHEEL** Shimano XT 11 11-42 **TIRES** Continental Mountain King II 2.4 RaceSport / Continental X-King 2.4 RaceSport SL **SPOKES** Black stainless **HANDLEBAR STEM** MERIDA Expert OS-2P 60 **HANDLEBAR** MERIDA Expert OS 740 R12 **HEADSET** Big Conoid S-bearing **SEAT POST** MERIDA EXPERT Dropper 31.6 **SADDLE** MERIDA Expert **WEIGHT** 13.50 kg

27.5" 29"



ONE-TWENTY 800



FRAME ONE-TWENTY TFS **FRAME SIZES** S(27.5) M(27.5) L(27.5) M(29) L(29) XL(29) **COLOR** matt anthracite (black) **FORK** FOX 34 FLOAT Performance 130mm **SHOCK** FLOAT DPS Performance **DERAILLEUR REAR** Sram GX 1 A1 **SHIFTERS** Sram GX 11 **BRAKE LEVER** Shimano M615 **BRAKES** Shimano M615 180 cen **CHAINWHEEL** Sram GX1000 30T **CHAIN** KMC X11-1 **HUBS** FoBearing Cen 15 / FoBearing Cen 12 XD **RIM** MERIDA Expert TR **FREEWHEEL** Sram XG-1150-A1 10-42 **TIRES** Continental Mountain King II 2.4 **SPOKES** Black stainless **HANDLEBAR STEM** MERIDA Expert TR 55 **HANDLEBAR** MERIDA EXPERT 35 760 **HEADSET** Big Conoid S-bearing **SEAT POST** MERIDA EXPERT Dropper 31.6 **SADDLE** Prologo Kappa 3 **PEDAL** XC pro alloy **WEIGHT** 13.70 kg

TRAIL

27.5"

29"



ONE-TWENTY XT-EDITION



FRAME ONE-TWENTY TFS **FRAME SIZES** S(27.5) M(27.5) L(27.5) M(29) L(29) XL(29) **COLOR** matt black (red) **FORK** Rhythm 34 FLOAT Sweep Adj. boost **SHOCK** FLOAT DPS Performance **DERAILLEUR FRONT** Shimano XT sideswing **DERAILLEUR REAR** Shimano XT GS Shadow+ **SHIFTERS** Shimano XT-i / Shimano XT-l 11 **BRAKE LEVER** Shimano M615 **BRAKES** Shimano M615 180 cen **CHAINWHEEL** Shimano XT 36-26(27.5") / 34-24(29") **CHAIN** KMC X11 **HUBS** FoBearing Cen 15 boost / FoBearing Cen 12 **RIM** MERIDA Expert CC **FREEWHEEL** Shimano M7000-11 11-42 **TIRES** Maxxis Forekaster 2.35 fold **SPOKES** Black stainless **HANDLEBAR STEM** MERIDA Expert OS-2P 60 **HANDLEBAR** MERIDA Expert OS 740 R12 **HEADSET** Big Conoid semi **SEAT POST** MERIDA Expert SBO 31.6 **SADDLE** Prologo Kappa 3 **PEDAL** XC pro alloy **WEIGHT** 13.10 kg

27.5"

29"



ONE-TWENTY XT-EDITION



FRAME ONE-TWENTY TFS **FRAME SIZES** S(27.5) M(27.5) L(27.5) M(29) L(29) XL(29) **COLOR** matt blue (black) **FORK** Rhythm 34 FLOAT Sweep Adj. boost **SHOCK** FLOAT DPS Performance **DERAILLEUR FRONT** Shimano XT sideswing **DERAILLEUR REAR** Shimano XT GS Shadow+ **SHIFTERS** Shimano XT-i / Shimano XT-l 11 **BRAKE LEVER** Shimano M615 **BRAKES** Shimano M615 180 cen **CHAINWHEEL** Shimano XT 36-26(27.5") / 34-24(29") **CHAIN** KMC X11 **HUBS** FoBearing Cen 15 boost / FoBearing Cen 12 **RIM** MERIDA Expert CC **FREEWHEEL** Shimano M7000-11 11-42 **TIRES** Maxxis Forekaster 2.35 fold **SPOKES** Black stainless **HANDLEBAR STEM** MERIDA Expert OS-2P 60 **HANDLEBAR** MERIDA Expert OS 740 R12 **HEADSET** Big Conoid semi **SEAT POST** MERIDA Expert SBO 31.6 **SADDLE** Prologo Kappa 3 **PEDAL** XC pro alloy **WEIGHT** 13.10 kg

TRAIL

27.5" 29"



ONE-TWENTY 600



FRAME ONE-TWENTY TFS **FRAME SIZES** S(27.5) M(27.5) L(27.5) M(29) L(29) XL(29) **COLOR** pearl white (black) **FORK** Rock Shox Sektor Silver RL 15 130 Air oneloc **SHOCK** Rock Shox Monarch RL **DERAILLEUR FRONT** Shimano Deore double side swing **DERAILLEUR REAR** Shimano SLX SGS Shadow+ **SHIFTERS** Shimano Deore-i **BRAKE LEVER** Shimano M506 **BRAKES** Shimano M447 180 cen **CHAINWHEEL** Shimano M627 38-24(27.5") / 36-22(29") **CHAIN** KMC X10 **HUBS** FoBearing Cen 15 / FoBearing Cen 12 **RIM** MERIDA BIG.NINE / BIG.SEVEN Comp CC **FREEWHEEL** Shimano CS-HG50-10 11-36 **TIRES** Maxxis Forekaster 2.35 fold **SPOKES** Black stainless **HANDLEBAR STEM** MERIDA Expert OS-2P 60 **HANDLEBAR** MERIDA Expert OS 740 R12 **HEADSET** Big Conoid semi **SEAT POST** MERIDA Expert SBO 31.6 **SADDLE** MERIDA Sport **PEDAL** XC pro alloy **WEIGHT** 13.70 kg

27.5" 29"



ONE-TWENTY 500



FRAME ONE-TWENTY TFS **FRAME SIZES** S(27.5) M(27.5) L(27.5) M(29) L(29) XL(29) **COLOR** matt black (green) **FORK** SR Aion RL-R 29 130 15QR remote **SHOCK** SR Suntour Epicon Lorp **DERAILLEUR FRONT** Shimano Deore double side swing **DERAILLEUR REAR** Shimano Deore SGS Shadow+ **SHIFTERS** Shimano Deore **BRAKE LEVER** Tektro M285 **BRAKES** Tektro MA hydraulic 180 **CHAINWHEEL** FSA Gamma drive 38-24(27.5") / 36-22(29") CG **CHAIN** KMC X10 **HUBS** FoBearing disc 15 / FoBearing disc 12 **RIM** MERIDA BIG.NINE / BIG.SEVEN Comp CC **FREEWHEEL** Shimano CS-HG50-10 11-36 **TIRES** Maxxis Forekaster 2.35 fold **SPOKES** Black stainless **HANDLEBAR STEM** MERIDA Expert OS-2P 60 **HANDLEBAR** MERIDA Expert OS 740 R12 **HEADSET** Big Conoid semi **SEAT POST** MERIDA comp SB12 31.6 **SADDLE** MERIDA Sport **PEDAL** XC pro alloy **WEIGHT** 13.80 kg



ALL MOUNTAIN

ONE-FORTY

The All-Mountain bike is something like a 'Jack of all trades' and therefore carries high expectations: hugely capable when pointing down the most challenging trails yet playful and agile for tearing up single track, it is also armed with a suspension platform enabling you to ride even the steepest of climbs. We fulfil all of those expectations with the ONE-FORTY. Thanks to the hugely active VPK rear suspension ('Virtual Pivot Kinematics'), delivering 140mm of travel (although it feels like far more than the number suggests), this AM bike loves descending. There should be no need to reach for the lockout when climbing, the suspension set up minimises undesirable bobbing but delivers masses of grip. The modern geometry combines a long reach, short stem and wide handlebars; supported by the impressive grip and top rolling performance of 27.5" wheels, it makes the ONE-FORTY one of the most versatile full suspension bikes in our 2017 line-up.





ONE-FORTY 700



FRAME ONE-FORTY **FRAME SIZES** S M L XL **COLOR** blue/black **FORK** FOX 34 FLOAT Performance 27" 150 taper 15 **SHOCK** FLOAT DPS Performance **DERAILLEUR FRONT** Shimano XT HD double **DERAILLEUR REAR** Shimano XT GS Shadow+ **SHIFTERS** Shimano XT-i **BRAKE LEVER** Shimano XT **BRAKES** Shimano XT-Fin 180 cen ice **CHAINWHEEL** Shimano XT 34-24 **CHAIN** KMC X11-1 **HUBS** Shimano XT 15 cen / Shimano XT 12-cen **RIM** MERIDA Expert TR **FREEWHEEL** Shimano M7000-11 11-42 **TIRES** Maxxis DHR II 2.3 TR EXO / Maxxis Forekaster 2.35 TR EXO **SPOKES** Black stainless **HANDLEBAR STEM** MERIDA Expert TR 35 **HANDLEBAR** MERIDA EXPERT 35 760 **HEADSET** Big Conoid S-bearing neck **SEAT POST** MERIDA EXPERT Dropper 30.9 **SADDLE** Prologo Kappa 3 **PEDAL** DH Comp **WEIGHT** 13.60 kg

ALL MOUNTAIN



ONE-FORTY 600



FRAME ONE-FORTY **FRAME SIZES** S M L XL **COLOR** green/black **FORK** Manitou Mattoc Comp Dorado Air 27-150 taper 15 **SHOCK** FLOAT DPS Performance **DERAILLEUR** **REAR** Sram NX 11 **SHIFTERS** Sram NX 11 **BRAKE LEVER** Srame Level T **BRAKES** Sram Level T 180 **CHAINWHEEL** Sram NX XSYNC 30 **STEEL CHAIN** KMC X11-1 **HUBS** FoBearing disc 15 / FoBearing disc 12 XD **RIM** MERIDA Expert TR **FREEWHEEL** Sram XG-1150-A1 10-42 **TIRES** Maxxis DHR II 2.3 TR EXO / Maxxis Forekaster 2.35 TR EXO **SPOKES** Black stainless **HANDLEBAR STEM** MERIDA Expert TR 35 **HANDLEBAR** MERIDA EXPERT 35 760 **HEADSET** Big Conoid semi neck **SEAT POST** MERIDA EXPERT Dropper 30.9 **SADDLE** MERIDA Sport **PEDAL** DH Comp **WEIGHT** 13.90 kg



ONE-FORTY 500



FRAME ONE-FORTY **FRAME SIZES** S M L XL **COLOR** red/black **FORK** Rock Shox Sektor Silver RL 27 15SA 140 taper **SHOCK** FLOAT DPS Performance **DERAILLEUR FRONT** Shimano Deore double side swing **DERAILLEUR REAR** Shimano Deore SGS Shadow+ **SHIFTERS** Shimano Deore **BRAKE LEVER** Tektro M285 **BRAKES** Tektro MA hydraulic 180 **CHAINWHEEL** Shimano M627 36-22 **CHAIN** KMC X10 **HUBS** FoBearing Cen 15 / FoBearing Cen 12 **RIM** MERIDA Expert TR **FREEWHEEL** Shimano CS-HG50-10 11-36 **TIRES** Maxxis DHR II 2.3 TR EXO / Maxxis Forekaster 2.35 TR EXO **SPOKES** Black stainless **HANDLEBAR STEM** MERIDA Expert TR 35 **HANDLEBAR** MERIDA EXPERT 35 760 **HEADSET** Big Conoid semi neck **SEAT POST** MERIDA EXPERT Dropper 30.9 **SADDLE** MERIDA Sport **PEDAL** DH Comp **WEIGHT** 14.50 kg



ENDURO

ONE-SIXTY

It is going downhill with MERIDA – and you will love it! Completely new, the ground up development of the ONE-SIXTY has been our hottest full suspension project since the creation of our cross-country rocket, the NINETY-SIX. Our intention was to push all the boundaries in the world of Enduro-Biking and use nothing but only the latest thinking and componentry. Thanks to its carbon main triangle and brand new 6013 Aluminium rear triangle, our complete frame comes in at just over 2,500g in size M! Its aggressive geometry with super short 430mm chain stays, long reach (445mm - also size M) and slack head angle of 65.3° makes the new ONE-SIXTY is an uncompromising 'full throttle' Enduro machine. Our 'Float Link' suspension set up delivers noticeably more rear wheel travel than the 160mm number suggests, and paired with a 170mm fork it creates a chassis worthy of the highest accolade. Of course our new star has technologies like 'Boost', 'Smart Entry' or the new Sram Eagle XO1 (top model only) on board. Rock that trail!





ONE-SIXTY 8000



FRAME ONE-SIXTY CFA **FRAME SIZES** S M L **COLOR** UD Carbon/green **FORK** Rock Shox Lyrik RCT3 Air 170mm 27 boost TC **SHOCK** Rock Shox Super Deluxe RC3 **DERAILLEUR REAR** Sram X01 EAGLE 12S **SHIFTERS** Sram X01 eagle **BRAKE LEVER** Sram Guide **BRAKES** Sram Guide RS 200 PM / Sram Guide RS 180 PM **CHAINWHEEL** Sram DESCENDANT CARBON EAGLE 32T **CHAINGUARD** MRP 1X TR upper **CHAIN** Sram X01 EAGLE **HUBS** attached **RIM** DT Swiss Spine EX 1501 ONE25 Boost **FREEWHEEL** Sram X01 EAGLE 10-50T **TIRES** Continental Der Baron 2.4 Protjekt **SPOKES** attached **HANDLEBAR STEM** MERIDA Expert TR 35 **HANDLEBAR** MERIDA EXPERT 35 760 **HEADSET** Big Conoid A-bearing neck **SEAT POST** Rock Shox Reverb Stealth 30.9 **SADDLE** Prologo Nago Evo X15 **WEIGHT** 13.40 kg

ENDURO



ONE-SIXTY 7000



FRAME ONE-SIXTY CFA **FRAME SIZES** S M L **COLOR** matt black/metallic black **FORK** Rock Shox Lyrik RC Air 170mm 27 boost TC **SHOCK** Rock Shox Super Deluxe RC3 **DERAILLEUR REAR** Shimano XT GS Shadow+ **SHIFTERS** Shimano XT-i **BRAKE LEVER** Shimano XT **BRAKES** Shimano XT-Fin 203 cen ice / Shimano XT-Fin 180 cen ice **CHAINWHEEL** Shimano XT 32 boost PF **CHAINGUARD** MRP 1X TR upper **CHAIN** KMC X11-1 **HUBS** attached **RIM** DT Swiss E 1700 SPLINE TWO 25 Boost **FREEWHEEL** Shimano XT 11 11-46 **TIRES** Maxxis Minion DHR II TR EXO 3C 2.4 / Minion DHR II TR EXO Dual 2.4 **SPOKES** attached **HANDLEBAR** **STEM** MERIDA Expert TR 35 **HANDLEBAR** MERIDA EXPERT 35 760 **HEADSET** Big Conoid A-bearing neck **SEAT POST** Rock Shox Reverb Stealth 30.9 **SADDLE** Prologo Nago Evo X15 **WEIGHT** 13.80 kg



ONE-SIXTY 5000



FRAME ONE-SIXTY CFA **FRAME SIZES** S M L **COLOR** UD Carbon/dark red **FORK** Rock Shox Yari RC Air 170mm 27 boost TC **SHOCK** Rock Shox Super Deluxe R **DERAILLEUR REAR** Sram NX 11 **SHIFTERS** Sram NX 11 **BRAKE LEVER** Shimano M506 **BRAKES** Shimano M447 203 disc / Shimano M447 180 disc **CHAINWHEEL** Sram NX XSYNC 30 **STEEL** **CHAINGUARD** MRP 1X TR upper **CHAIN** KMC X11-1 **HUBS** FoBearing disc boost Torque / FoBearing disc boost XD **RIM** MERIDA Expert TR **FREEWHEEL** Sram XG-1150-A1 10-42 **TIRES** Maxxis Minion DHR II TR EXO 3C 2.4 / Minion DHR II TR EXO Dual 2.4 **SPOKES** Black stainless **HANDLEBAR** **STEM** MERIDA Expert TR 35 **HANDLEBAR** MERIDA EXPERT 35 760 **HEADSET** Big Conoid A-bearing neck **SEAT POST** MERIDA EXPERT Dropper 30.9 **SADDLE** MERIDA Sport **WEIGHT** 13.90 kg



MTB HARDTAILS



29er, 27.5", B+ or 26"; cross country and marathon racing, trail riding, long days in the saddle or commuting – MERIDA hardtails offer a huge range of possibilities. Our 2017 hardtail line-up is very much focused on our three new developments: The completely new BIG.TRAIL concept and the totally reworked BIG.NINE and BIG.SEVEN models. Modern technologies and use of the latest carbon and aluminium materials show what the future of mountain biking will hold. The 130mm BIG.TRAIL shows that maximum fun on playful trails is no longer a domain exclusively reserved for full suspension riders. The new BIG.NINE is very much designed with the demands of modern world cup courses in mind and is undoubtedly the fastest MERIDA hardtail we have ever produced.



MTB HARDTAILS OVERVIEW



BIG.NINE
29er HARDTAILS

29"

This is what XC racers have been waiting for: the fastest MERIDA-hardtail of all times! New technologies and research findings combined with the MULTIVAN MERIDA BIKING TEAM riders' expertise have shaped the brand new BIG.NINE. While the robust but light aluminium versions have also been updated, the pinnacle of our development is a super light 900g frame (CF5) featuring tubes with aero profiling for maximising speed and 'Boost' axle technology to increase the wheels' stiffness and steering precision. Our 'Smart Entry' technology keeps cable routing internal, securely held in place to prevent rattling and enabling multiple cable routing options. The latest geometry delivers a sharp, responsive ride with a longer reach, steeper seat tube angle and lower front end.

- + Fork travel: 100mm with (remote) lockout
- + 3 aluminium and 2 carbon frames as the basis for a variety of models, CF5 around 900g (size M)
- + Disc brakes, rotors size front/rear 180/160mm
- + Models with 'Boost' technology
- + 30.9mm seat post diameter for dropper seat post compatibility
- + Selected models with 'Smart Entry' and completely internal cable routing, dropper seat post ready



BIG.SEVEN
27.5" HARDTAILS

27.5"

We have completely redesigned the BIG.SEVEN family, using all of the same thinking and design as on the BIG.NINE. A brand new carbon frame as well as a selection of updated aluminium frames paired with modern technologies like 'Smart Entry', 'Boost' rear triangle, and 'dropper seat post ready' offer 650b fans more capability to tackle modern cross country tracks. Just like the BIG.NINE, our new CF5 carbon frame is one of the lightest hardtails out there.

- + Fork travel: 100mm with (remote) lockout
- + 3 aluminium and 2 carbon frames
- + Disc brake rotors 180mm front / 160mm rear
- + Selected models with 'Boost' technology
- + 30.9mm seat post diameter for dropper seat post compatibility
- + Selected models with 'Smart Entry' and completely internal cable routing, dropper seat post ready





BIG.TRAIL B+ HARDTAILS

B+

Are you ready? Ready to learn that fun packed trail riding is not just a privilege reserved for full suspension riders. The brand new BIG.TRAIL, our first ever B+ hardtail, comes with a geometry and spec list designed purely to deliver maximum fun on any trail. A 130mm suspension fork with an enduro influenced slack head angle and extra short chain stays create a geometry that positions the rider perfectly low. Super grippy B+ wheels put a permanent grin on the face of any trail lover. This is a bike that will take anything you can throw at it.

- + 130mm fork travel
- + Aluminium models with 1x 11 drivetrains and B+ wheels/tyres
- + Disc brake rotors 180mm front and rear
- + 'Boost' axle technology front and rear
- + 30.9mm seat post diameter for dropper seat post compatibility
- + 'Smart Entry' and completely internal cable routing, including remote dropper seat post integration



MATTS 26" HARDTAILS

26"

Our MATTS models are a little bit like the VW Beetle of mountain bikes. 26" wheels are very much the 'one for all', as no other MTB-concept has stood the test of time in the same way. Born in the 80s, the 26" MTB has paved the way for the development of 29er, 27.5" and B+ concepts. However our 26" MATTS have not lost any of their significance and remain the perfect choice for mountain bike beginners, for limited budgets and for younger riders. MATTS is here to stay.

- + Fork travel: 100mm with (remote) lockout
- + Rim brakes, hydraulic or mechanical disc brakes, rotors size 160mm front and rear
- + Exclusively aluminium frames
- + 3x9 or 3x8 Shimano drivetrains
- + Front and rear wheel with quick release
- + Some models prepared to take mudguards, kickstand and/or rear rack



29er HARDTAILS

BIG.NINE

Since its introduction, our 29er hardtail has lived up to its position as the race favourite in the 'best race hardtail of the world' competition: The MULTIVAN MERIDA TEAM more often than not put their trust in our super light race rocket. Now, five years of development, thousands of race kilometres on ever more demanding world cup cross country courses embody the completely reworked BIG.NINE – the fastest MERIDA hardtail of all time! New tube profiles with aero shaping influenced by our road superstar – the SCULTURA – for extra speed, heavily profiled seat tubes for improved comfort, a high-end carbon frame coming in at a possibly record braking 900g (CF5 in size M) as well as modern features like 'Boost' rear triangle or 'Smart Entry' for completely internal cable routing all show what the future of hardtail mountain bikes will have in store – today!





27.5" HARDTAILS

BIG.SEVEN

The MERIDA 'Size Specific Wheeling' concept suggests that a wheel size should be based on frame size, so the BIG.SEVEN mirrors the BIG.NINE line-up perfectly, just with smaller wheels and smaller frame sizes. Fans of 650b wheels will find the new featured loaded carbon frame and updated aluminium frames also in the 2017 BIG.SEVEN line-up. The new BIG.SEVEN's improved geometry, adjusted for the demands of modern race courses, as well as 'Smart Entry' cable routing and 'Boost' rear triangles speak the language of the modern hardtail perfectly. Depending on the model, the BIG.SEVEN can be a dedicated racer or ambitious leisure bike.

29er / 27.5" HARDTAILS

27.5" 29"



BIG.NINE / BIG.SEVEN TEAM



FRAME BIG.NINE / BIG.SEVEN CF5 **FRAME SIZES** 13.5(27.5) 15" 17" 19" 21(29) **COLOR** matt UD Carbon (green/white) **FORK** FS SID World Cup DFB 46T 15 100 TC (29") / World Cup 100 TC oneloc (27.5") **DERAILLEUR REAR** Sram XX1 12s **SHIFTERS** Sram XX1 eagle trigger **BRAKE LEVER** Sram Level Ultimate **BRAKES** Sram Level Ultimate 180 disc / Sram Level Ultimate 160 disc Connectamajic **CHAINWHEEL** Sram XX1 34T [PF] **CHAIN** Sram X01 EAGLE **HUBS** attached / DT Plug-in RWS boost **RIM** Fulcrum Red Passion 3 **FREEWHEEL** Sram XG 1299 EAGLE 10-50T **TIRES** Maxxis Ikon Exception 2.2 3C **SPOKES** attached **HANDLEBAR STEM** MERIDA Team OS **HANDLEBAR** MERIDA TEAM 720 OS flat **HEADSET** Full integrated headset **SEAT POST** MERIDA Carbon Team S-Flex SBO 30.9 **SADDLE** Prologo new Nago Evo X10 TiroX **WEIGHT** 8.45 kg

27.5" 29"



BIG.NINE / BIG.SEVEN 9000



FRAME BIG.NINE / BIG.SEVEN CF5 **FRAME SIZES** 13.5(27.5) 15" 17" 19" 21(29) **COLOR** matt UD Carbon (white) **FORK** FACTORY 32 FLOAT SC remote **DERAILLEUR REAR** Shimano XTR GS Shadow+ **SHIFTERS** Shimano XTR-i **BRAKE LEVER** Shimano XTR **BRAKES** Shimano XTR-Fin 180 disc ice / Shimano XTR-Fin 160 disc ice J **CHAINWHEEL** Shimano XTR 32 boost PF **CHAIN** KMC X11EL-1 **HUBS** attached / DT Plug-in RWS boost **RIM** DT XRC 1200 Boost **FREEWHEEL** Shimano XT 11-46 **TIRES** Continental Race King Race Sport 2.2 SL **SPOKES** attached **HANDLEBAR STEM** MERIDA Team OS **HANDLEBAR** MERIDA TEAM 720 OS flat **HEADSET** Full integrated headset **SEAT POST** MERIDA Carbon Team S-Flex SBO 30.9 **SADDLE** Selle Italia SLR KIT CARBONIO **WEIGHT** 8.40 kg

29er / 27.5" HARDTAILS



27.5" 29"

BIG.NINE / BIG.SEVEN 7000-E



FRAME BIG.NINE / BIG.SEVEN CF3 **FRAME SIZES** 13.5(27.5) 15" 17" 19" 21(29) **COLOR** matt UD Carbon/silk UD **FORK** FOX Performance 32 FLOAT SC remote **DERAILLEUR** **FRONT** Shimano XT Di2 double **DERAILLEUR REAR** Shimano XT Di2 GS Shadow+ **SHIFTERS** Synchronized shifting / Shimano XT Di2 **BRAKE LEVER** Shimano XT **BRAKES** Shimano XT-Fin 180 cen ice / Shimano XT-Fin 160 cen ice J **CHAINWHEEL** Shimano: XT 36-26 boost PF **CHAIN** KMC X11EL **HUBS** attached **RIM** DT Swiss X 1700 SPLINE TWO Boost **FREEWHEEL** Shimano XT 11 11-42 **TIRES** Continental Race King Race Sport 2.2 SL **SPOKES** attached **HANDLEBAR** **STEM** MERIDA Expert Carbon OS **HANDLEBAR** MERIDA Expert OS 720 flat(29") / OS lite 720 R/O(27.5") **HEADSET** Big Conoid A-bearing **SEAT POST** MERIDA Carbon Expert S-Flex SBO 30.9 **SADDLE** Prologo new Nago Evo X10 TiroX **WEIGHT** 9.90 kg

29er / 27.5" HARDTAILS

27.5" 29"



BIG.NINE / BIG.SEVEN 7000



FRAME BIG.NINE / BIG.SEVEN CF3 **FRAME SIZES** 13.5(27.5) 15" 17" 19" 21(29) 23(29) **COLOR** pearl white (anthracite) **FORK** Rock Shox SID RL Air 15 100 oneloc TC **DERAILLEUR FRONT** Shimano XT HD double **DERAILLEUR REAR** Shimano XT GS Shadow+ **SHIFTERS** Shimano XT-I / Shimano XT-I 11 **BRAKE LEVER** Shimano XT **BRAKES** Shimano XT-Fin 180 cen ice / Shimano XT-Fin 160 cen ice J **CHAINWHEEL** Shimano: XT 36-26 boost PF **CHAIN** KMC X11EL **HUBS** attached **RIM** Fulcrum Red Power HP (C23) F15-R12 cen **FREEWHEEL** Shimano XT 11 11-42 **TIRES** Continental Race King Race Sport 2.2 **SPOKES** attached **HANDLEBAR STEM** MERIDA Expert Carbon OS **HANDLEBAR** MERIDA Expert OS 720 flat(29") / OS lite 720 R10(27.5") **HEADSET** Big Conoid A-bearing(29") / A-bearing neck(27.5") **SEAT POST** MERIDA Carbon Expert S-Flex SBO 30.9 **SADDLE** MERIDA Expert **WEIGHT** 10.50 kg



27.5" 29"



BIG.NINE / BIG.SEVEN XT



FRAME BIG.NINE / BIG.SEVEN CF3 **FRAME SIZES** 13.5(27.5) 15" 17" 19" 21(29) 23(29) **COLOR** 1. matt UD Carbon (grey/white) 2. shiny green (green) **FORK** 32 FLOAT Performance SC 100 Remote **DERAILLEUR FRONT** Shimano XT HD double **DERAILLEUR REAR** Shimano XT GS Shadow+ **SHIFTERS** Shimano XT / Shimano XT 11 **BRAKE LEVER** Shimano XT **BRAKES** Shimano XT 180 cen / Shimano XT 160 cen **CHAINWHEEL** Shimano: XT 36-26 boost PF **CHAIN** KMC X11 **HUBS** Shimano Deore 15 cen / Shimano Deore-12 cen boost **RIM** MERIDA Expert CC **FREEWHEEL** Shimano XT 11 11-42 **TIRES** Maxxis Ikon 2.2 fold **SPOKES** Double Butted Black stainless **HANDLEBAR STEM** MERIDA Expert Carbon OS **HANDLEBAR** MERIDA Expert OS 720 flat(29") / OS lite 720 R10(27.5") **HEADSET** Big Conoid A-bearing(29") / A-bearing neck(27.5") **SEAT POST** MERIDA carbon Expert SBO 30.9 **SADDLE** Prologo Kappa 3 **PEDAL** XC pro alloy **WEIGHT** 10.75 kg

29er / 27.5" HARDTAILS

27.5" 29"



BIG.NINE / BIG.SEVEN 6000



FRAME BIG.NINE / BIG.SEVEN CF3 **FRAME SIZES** 13.5(27.5) 15" 17" 19" 21(29) 23(29) **COLOR** matt UD Carbon (green/white) **FORK** FS RBA RL 15 SA100 oneloc **DERAILLEUR REAR** Sram GX 1 A1 **SHIFTERS** Sram GX 11 **BRAKE LEVER** Sram Level T **BRAKES** Sram Level T Centerline 180 PM / Sram Level T Centerline 160 PM Stealth-a-majig **CHAINWHEEL** SRAM GX1000 30T(29")/32T(27.5") boost **CHAIN** KMC X11-1 **HUBS** FoBearing disc 15 Torque / FoBearing disc boost XD **RIM** MERIDA Expert CC **FREEWHEEL** Sram XG-1150-A1 10-42 **TIRES** Maxxis Ikon 2.2 fold **SPOKES** Double Butted Black stainless **HANDLEBAR STEM** MERIDA Expert Carbon OS **HANDLEBAR** MERIDA Expert OS 720 flat(29") / OS lite 720 R10(27.5") **HEADSET** Big Conoid A-bearing(29") / A-bearing neck(27.5") **SEAT POST** MERIDA carbon Expert SBO 30.9 **SADDLE** Prologo Kappa 3 **WEIGHT** 10.35 kg

27.5" 29"



BIG.NINE / BIG.SEVEN 5000



FRAME BIG.NINE / BIG.SEVEN CF3 **FRAME SIZES** 13.5(27.5) 15" 17" 19" 21(29) 23(29) **COLOR** matt UD Carbon (blue) **FORK** FS RBA RL 15 SA100 oneloc **DERAILLEUR REAR** Shimano XT GS Shadow+ **SHIFTERS** Shimano SLX-i **BRAKE LEVER** Shimano M506 **BRAKES** Shimano M447 180 cen / Shimano M447 160 cen **CHAINWHEEL** Shimano XT 30T(29")/32T(27.5") boost PF **CHAIN** KMC X11-1 **HUBS** FoBearing Cen 15 Torque / FoBearing Cen boost XD **RIM** MERIDA Expert CC **FREEWHEEL** Shimano XT 11 11-46 **TIRES** Maxxis Ikon 2.2 fold **SPOKES** Double Butted Black stainless **HANDLEBAR STEM** MERIDA Expert Carbon OS **HANDLEBAR** MERIDA Expert OS 720 flat(29") / OS lite 720 R10(27.5") **HEADSET** Big Conoid A-bearing(29") / A-bearing neck(27.5") **SEAT POST** MERIDA carbon Expert SBO 30.9 **SADDLE** MERIDA Sport **PEDAL** XC pro alloy **WEIGHT** 10.70 kg

29er / 27.5" HARDTAILS



27.5" 29"

BIG.NINE / BIG.SEVEN 4000



FRAME BIG.NINE / BIG.SEVEN CF3 **FRAME SIZES** 13.5(27.5) 15" 17" 19" 21(29) 23(29) **COLOR** matt UD Carbon (green) **FORK** Rock Shox Recon Silver RL Air Remote **DERAILLEUR FRONT** Shimano SLX direct **DERAILLEUR REAR** Shimano SLX Shadow **SHIFTERS** Shimano SLX-i **BRAKE LEVER** Shimano M506 **BRAKES** Shimano M447 180 cen / Shimano M447 160 cen **CHAINWHEEL** Shimano SLX 36-26 boost PF **CHAIN** KMC X10 **HUBS** FoBearing Cen 15 / FoBearing Cen boost **RIM** MERIDA Expert CC **FREEWHEEL** Shimano M7000-11 11-42 **TIRES** Maxxis Ikon 2.2 fold **SPOKES** Double Butted Black stainless **HANDLEBAR STEM** MERIDA Expert Carbon OS -5 **HANDLEBAR** MERIDA Expert OS 720 flat(29") / OS lite 720 R10(27.5") **HEADSET** Big Conoid A-bearing(29") / A-bearing neck(27.5") **SEAT POST** MERIDA carbon Expert SBO 30.9 **SADDLE** MERIDA Sport **PEDAL** XC pro alloy **WEIGHT** 11.60 kg

29er / 27.5" HARDTAILS



27.5" 29"

BIG.NINE / BIG.SEVEN 900



FRAME BIG.NINE / BIG.SEVEN LITE **FRAME SIZES** 13.5(27.5) 15" 17" 19" 21(29) 23(29) **COLOR** dark blue (white) **FORK** 32 FLOAT Performance SC 100 Remote **DERAILLEUR** **FRONT** Shimano XT HD double **DERAILLEUR REAR** Shimano XT GS Shadow+ **SHIFTERS** Shimano XT-i **BRAKE LEVER** Shimano XT **BRAKES** Shimano XT-Fin 180 cen ice / Shimano XT-Fin 160 cen ice J **CHAINWHEEL** Shimano XT 36-26 boost PF **CHAIN** KMC X11 **HUBS** Shimano XT 15 cen boost / Shimano XT 12-cen Boost **RIM** MERIDA Expert CC **FREEWHEEL** Shimano XT 11 11-42 **TIRES** Maxxis Ikon 2.2 fold **SPOKES** Double Butted Black stainless **HANDLEBAR STEM** MERIDA Expert OS 5 **HANDLEBAR** MERIDA Expert OS 720 flat(29") / OS lite 720 R10(27.5") **HEADSET** Big Conoid A-bearing(29") / A-bearing neck(27.5") **SEAT POST** MERIDA Carbon Expert S-Flex SBO 30.9 **SADDLE** MERIDA Expert **PEDAL** XC pro alloy **WEIGHT** 11.30 kg

29er / 27.5" HARDTAILS

27.5" 29"



BIG.NINE / BIG.SEVEN TEAM ISSUE



FRAME BIG.NINE / BIG.SEVEN LITE **FRAME SIZES** 13.5(27.5) 15" 17" 19" 21(29) 23(29) **COLOR** matt black (green/white) **FORK** FS RBA RL 15 SA100 oneloc **DERAILLEUR REAR** Sram GX 1 A1 **SHIFTERS** Sram GX 11 **BRAKE LEVER** Sram Level T **BRAKES** Sram Level T Centerline 180 PM / Sram Level T Centerline 160 PM Stealth-a-majig **CHAINWHEEL** Sram GX1000 30T(29")/32T(27.5") boost **CHAIN** KMC X11-1 **HUBS** FoBearing disc 15 / FoBearing disc boost XD **RIM** MERIDA Expert CC **FREEWHEEL** Sram XG-1150-A1 10-42 **TIRES** Maxxis Ikon 2.2 fold **SPOKES** Double Butted Black stainless **HANDLEBAR STEM** MERIDA Expert OS 5 **HANDLEBAR** MERIDA Expert OS 720 flat(29") / OS 720 R12(27.5") **HEADSET** Big Conoid A-bearing(29") / A-bearing neck(27.5") **SEAT POST** MERIDA Expert SBO 30.9 **SADDLE** Prologo Kappa 3 **PEDAL** XC pro alloy **WEIGHT** 11.30 kg

27.5" 29"



BIG.NINE / BIG.SEVEN 800



FRAME BIG.NINE / BIG.SEVEN LITE **FRAME SIZES** 13.5(27.5) 15" 17" 19" 21(29) 23(29) **COLOR** matt black (red/white) **FORK** FOX Performance 32 FLOAT SC **DERAILLEUR FRONT** Shimano SLX direct **DERAILLEUR REAR** Shimano SLX Shadow **SHIFTERS** Shimano SLX-i **BRAKE LEVER** Shimano SLX **BRAKES** Shimano SLX 180 cen / Shimano SLX 160 cen **CHAINWHEEL** Shimano SLX 36-26 boost PF **CHAIN** KMC X11 **HUBS** Shimano Deore 15 cen boost / Shimano Deore-12 cen boost **RIM** MERIDA Expert CC **FREEWHEEL** Shimano M7000-11 11-42 **TIRES** Continental X-King(29") / Race-King(27.5") 2.2 fold / Maxxis Ikon 2.2 fold **SPOKES** Double Butted Black stainless **HANDLEBAR STEM** MERIDA Expert OS 5 **HANDLEBAR** MERIDA Expert OS 720 flat(29") / OS 720 R12(27.5") **HEADSET** Big Conoid A-bearing(29") / A-bearing neck(27.5") **SEAT POST** MERIDA Expert SBO 30.9 **SADDLE** MERIDA Sport **PEDAL** XC pro alloy **WEIGHT** 11.65 kg

29er / 27.5" HARDTAILS



BIG.NINE / BIG.SEVEN XT-EDITION



FRAME BIG.NINE / BIG.SEVEN TFS **FRAME SIZES** 15" 17" 19" 21" 23(29) / 13.5 15" 17" 18.5" 20" 21.5(27.5) **COLOR** 1. matt red (black/orange) 2. matt black (grey) **FORK** Rock Shox 30G RL R Q SA 100 DFBS 46T AIR Remote **DERAILLEUR FRONT** Shimano XT HD double **DERAILLEUR REAR** Shimano XT GS Shadow+ **SHIFTERS** Shimano XT-i / Shimano XT-i-1 **BRAKE LEVER** Shimano M506 **BRAKES** Shimano M447 180 cen / Shimano M447 160 cen **CHAINWHEEL** Shimano XT 34-24(29) / 36-26(27.5") **CHAIN** KMC X11 **HUBS** Shimano M4050 cen **RIM** MERIDA BIG.NINE / BIG.SEVEN Comp CC **FREEWHEEL** Shimano M7000-11 11-42 **TIRES** Maxxis Ikon 2.2 fold **SPOKES** Black stainless **HANDLEBAR STEM** MERIDA Expert OS 5 **HANDLEBAR** MERIDA Expert OS 720 flat(29") / OS 720 R12(27.5") **HEADSET** Big Conoid Semi(29") / Semi neck(27.5") **SEAT POST** MERIDA Expert SBO(29") / SB15(27.5") 27.2 **SADDLE** MERIDA Sport **PEDAL** XC pro alloy **WEIGHT** 12.35 kg



BIG.NINE / BIG.SEVEN 600



FRAME BIG.NINE / BIG.SEVEN TFS **FRAME SIZES** 15" 17" 19" 21" 23(29) / 13.5 15" 17" 18.5" 20" 21.5(27.5) **COLOR** dark blue (blue) **FORK** Manitou Marvel comp 100 15 taper **DERAILLEUR REAR** Sram NX 11 **SHIFTERS** Sram NX 11 **BRAKE LEVER** Tektro Gimini **BRAKES** Tektro Gimini hydraulic 180 / Tektro Gimini hydraulic 160 **CHAINWHEEL** Sram NX XSYNC 28(29")/30T(27.5") **STEEL CHAIN** KMC X11-1 **HUBS** FoBearing disc 15 / Bearing Disc cassette **RIM** MERIDA BIG.NINE / BIG.SEVEN Comp CC **FREEWHEEL** Sram PG-1130 11-42 **TIRES** Maxxis Ikon 2.2 fold **SPOKES** Black stainless **HANDLEBAR STEM** MERIDA Expert OS 5 **HANDLEBAR** MERIDA Expert OS 720 flat(29") / OS 720 R12(27.5") **HEADSET** Big Conoid Semi(29") / Semi neck(27.5") **SEAT POST** MERIDA Expert SBO(29") / SB15(27.5") 27.2 **SADDLE** MERIDA Sport **PEDAL** XC pro alloy **WEIGHT** 12.10 kg

29er / 27.5" HARDTAILS

27.5" 29"



BIG.NINE / BIG.SEVEN 500



FRAME BIG.NINE / BIG.SEVEN TFS **FRAME SIZES** 15" 17" 19" 21" 23(29) / 13.5 15" 17" 18.5" 20" 21.5(27.5) **COLOR** matt dark grey (orange/red) **FORK** Rock Shox FS 30STK SA 100 **DERAILLEUR FRONT** Shimano Deore double **DERAILLEUR REAR** Shimano SLX Shadow **SHIFTERS** Shimano Deore **BRAKE LEVER** Shimano M315 **BRAKES** Shimano M315 180 cen / Shimano M315 160 cen **CHAINWHEEL** Shimano M627 36-22(29") / 38-24(27.5") **CHAIN** KMC X10 **HUBS** Shimano Centerlock **RIM** MERIDA BIG.NINE / BIG.SEVEN Comp CC **FREEWHEEL** Shimano CS-HG50-10 11-36 **TIRES** Maxxis Ikon 2.2 fold **SPOKES** Black stainless **HANDLEBAR STEM** MERIDA Comp OS 6 **HANDLEBAR** MERIDA comp OS 700 R12 **HEADSET** BC OV Hset(29") / BC OV neck(27.5") **SEAT POST** MERIDA Comp SBO(29") / SB12(27.5") 27.2 **SADDLE** MERIDA Sport **PEDAL** XC pro alloy **WEIGHT** 13.00 kg

27.5" 29"



BIG.NINE / BIG.SEVEN 300



FRAME BIG.NINE / BIG.SEVEN TFS **FRAME SIZES** 15" 17" 19" 21" 23(29) / 13.5 15" 17" 18.5" 20" 21.5(27.5) **COLOR** matt black (green/white) **FORK** SR XCR air LOR 100 **DERAILLEUR FRONT** Shimano Deore triple **DERAILLEUR REAR** Shimano Deore Shadow **SHIFTERS** Shimano Deore **BRAKE LEVER** Shimano M315 **BRAKES** Shimano M315 180 cen / Shimano M315 160 cen **CHAINWHEEL** FSA Alfa drive 40-30-22 **CHAIN** KMC X10 **HUBS** Shimano Centerlock **RIM** MERIDA BIG.NINE / BIG.SEVEN Comp CC **FREEWHEEL** Shimano CS-HG50-10 11-36 **TIRES** Maxxis Ikon 2.2 fold **SPOKES** Black stainless **HANDLEBAR STEM** MERIDA Comp OS 6 **HANDLEBAR** MERIDA comp OS 700 R12 **HEADSET** BC OV Hset(29") / BC OV neck(27.5") **SEAT POST** MERIDA Comp SBO(29") / SB12(27.5") 27.2 **SADDLE** MERIDA Sport **PEDAL** XC pro alloy **WEIGHT** 13.30 kg

29er / 27.5" HARDTAILS

27.5" 29"



BIG.NINE / BIG.SEVEN 100



FRAME BIG.NINE / BIG.SEVEN TFS **FRAME SIZES** 15" 17" 19" 21" 23(29) / 13.5 15" 17" 18.5" 20" 21.5(27.5) **COLOR** matt black (grey/signal red) **FORK** SR XCM HLO 100 **DERAILLEUR FRONT** Shimano M3000 **DERAILLEUR REAR** Shimano Alivio **SHIFTERS** Shimano Altus rapidfire / Shimano Altus rapidfire **BRAKE LEVER** Shimano M315 **BRAKES** Shimano M315 180 cen / Shimano M315 160 cen **CHAINWHEEL** SR XCM 40-30-22 CG **CHAINGUARD** attached **CHAIN** KMC M99 **HUBS** Shimano Centerlock **RIM** MERIDA BIG.NINE / BIG.SEVEN Comp CC **FREEWHEEL** Shimano CS-HG200-9 11-34 **TIRES** Maxxis Ikon 2.2 fold **SPOKES** Black stainless **HANDLEBAR STEM** MERIDA Comp OS 6 **HANDLEBAR** MERIDA comp OS 700 R12 **HEADSET** BC OV Hset(29") / BC OV neck(27.5") **SEAT POST** MERIDA comp SB0(29") / SB12(27.5") 27.2 **SADDLE** MERIDA Sport **PEDAL** XC pro alloy **WEIGHT** 13.90 kg

27.5" 29"



BIG.NINE / BIG.SEVEN 70



FRAME BIG.NINE / BIG.SEVEN SPEED **FRAME SIZES** 15" 17" 19" 21" 23(29) / 13.5 15" 17" 18.5" 20" 21.5(27.5) **COLOR** matt black (blue/grey) **FORK** SR XCM HLO 100 **DERAILLEUR FRONT** Sram X5 **DERAILLEUR REAR** Sram X5-10 **SHIFTERS** Sram Trigger 3 / Sram Trigger 10 **BRAKE LEVER** Tektro M285 **BRAKES** Tektro MA hydraulic 160 **CHAINWHEEL** FSA Alfa Drive 44-32-22 **CHAIN** KMC Z10 **HUBS** Alloy Disc / Alloy Disc cassette **RIM** MERIDA BIG.NINE / BIG.SEVEN Comp CC **FREEWHEEL** Sunrace CSR-10 11-32 **TIRES** MERIDA 2.2(29")/2.1(27.5") **SPOKES** stainless silver **HANDLEBAR STEM** MERIDA Comp OS 6 **HANDLEBAR** MERIDA comp OS 700 R12 **HEADSET** EGG steel-B **SEAT POST** MERIDA speed 27.2 **SADDLE** MERIDA Sport **PEDAL** XC Alloy **WEIGHT** 14.20 kg

29er / 27.5" HARDTAILS



27.5" 29"

AVAILABLE AS
MD-OPTION

BIG.NINE / BIG.SEVEN 40-D



FRAME BIG.NINE / BIG.SEVEN SPEED **FRAME SIZES** 15" 17" 19" 21" 23(29) / 13.5 15" 17" 18.5" 20" 21.5(27.5) **COLOR** matt blue (black/white) **FORK** SR XCM HLO 100 **DERAILLEUR FRONT** Shimano Altus **DERAILLEUR REAR** Altus 9 **SHIFTERS** Shimano Altus rapidfire **BRAKE LEVER** Tektro M285 **BRAKES** Tektro MA hydraulic 160 **CHAINWHEEL** SR XCM 44-32-22 CG **CHAINGUARD** attached **CHAIN** Chain 9S **HUBS** Alloy Disc / Alloy Disc cassette **RIM** MERIDA BIG.NINE / BIG.SEVEN D **FREEWHEEL** Sunrace CS-9S 11-32 **TIRES** MERIDA 2.2(29")/2.1(27.5") **SPOKES** stainless silver **HANDLEBAR STEM** MERIDA Comp OS 6 **HANDLEBAR** MERIDA comp OS 690 R15 **HEADSET** EGG steel-B **SEAT POST** MERIDA speed 27.2 **SADDLE** MERIDA Sport **PEDAL** XC Alloy **WEIGHT** 15.45 kg



27.5" 29"

AVAILABLE AS
MD-OPTION

BIG.NINE / BIG.SEVEN 40-D



FRAME BIG.NINE / BIG.SEVEN SPEED **FRAME SIZES** 15" 17" 19" 21" 23(29) / 13.5 15" 17" 18.5" 20" 21.5(27.5) **COLOR** matt black (grey) **FORK** SR XCM HLO 100 **DERAILLEUR FRONT** Shimano Altus **DERAILLEUR REAR** Altus 9 **SHIFTERS** Shimano Altus rapidfire **BRAKE LEVER** Tektro M285 **BRAKES** Tektro MA hydraulic 160 **CHAINWHEEL** SR XCM 44-32-22 CG **CHAINGUARD** attached **CHAIN** Chain 9S **HUBS** Alloy Disc / Alloy Disc cassette **RIM** MERIDA BIG.NINE / BIG.SEVEN D **FREEWHEEL** Sunrace CS-9S 11-32 **TIRES** MERIDA 2.2(29")/2.1(27.5") **SPOKES** stainless silver **HANDLEBAR STEM** MERIDA Comp OS 6 **HANDLEBAR** MERIDA comp OS 690 R15 **HEADSET** EGG steel-B **SEAT POST** MERIDA speed 27.2 **SADDLE** MERIDA Sport **PEDAL** XC Alloy **WEIGHT** 15.45 kg

29er / 27.5" HARDTAILS

27.5" 29"

AVAILABLE AS
MD-OPTION



BIG.NINE / BIG.SEVEN 20-D



FRAME BIG.NINE / BIG.SEVEN SPEED **FRAME SIZES** 15" 17" 19" 21" 23(29) / 13.5 15" 17" 18.5" 20" 21.5(27.5) **COLOR** matt black (green) **FORK** SR XCM HLO 100
DERAILLEUR FRONT Shimano TY 8s 42 **DERAILLEUR REAR** Shimano Acera-X 8 **SHIFTERS** Shimano Altus rapidfire 3 / Shimano Altus rapidfire 8 **BRAKE LEVER** Tektro
M285 **BRAKES** Tektro MA hydraulic 160 **CHAINWHEEL** Shimano TY301 42-34-24 CG **CHAINGUARD** attached **CHAIN** Chain 8s **HUBS** Alloy Disc / Alloy Disc cassette **RIM**
MERIDA BIG.NINE / BIG.SEVEN D **FREEWHEEL** Sunrace CS8 11-32 **TIRES** MERIDA 2.2(29")/2.1(27.5") **SPOKES** stainless silver **HANDLEBAR STEM** MERIDA Comp OS 6
HANDLEBAR MERIDA comp OS 690 R15 **HEADSET** EGG steel-B **SEAT POST** MERIDA speed 27.2 **SADDLE** MERIDA Sport **PEDAL** XC Alloy **WEIGHT** 15.20 kg

27.5" 29"

AVAILABLE AS
MD-OPTION



BIG.NINE / BIG.SEVEN 20-D



FRAME BIG.NINE / BIG.SEVEN SPEED **FRAME SIZES** 15" 17" 19" 21" 23(29) / 13.5 15" 17" 18.5" 20" 21.5(27.5) **COLOR** anthracite (black/orange) **FORK** SR XCM HLO 100
DERAILLEUR FRONT Shimano TY 8s 42 **DERAILLEUR REAR** Shimano Acera-X 8 **SHIFTERS** Shimano Altus rapidfire 3 / Shimano Altus rapidfire 8 **BRAKE LEVER** Tektro
M285 **BRAKES** Tektro MA hydraulic 160 **CHAINWHEEL** Shimano TY301 42-34-24 CG **CHAINGUARD** attached **CHAIN** Chain 8s **HUBS** Alloy Disc / Alloy Disc cassette **RIM**
MERIDA BIG.NINE / BIG.SEVEN D **FREEWHEEL** Sunrace CS8 11-32 **TIRES** MERIDA 2.2(29")/2.1(27.5") **SPOKES** stainless silver **HANDLEBAR STEM** MERIDA Comp OS 6
HANDLEBAR MERIDA comp OS 690 R15 **HEADSET** EGG steel-B **SEAT POST** MERIDA speed 27.2 **SADDLE** MERIDA Sport **PEDAL** XC Alloy **WEIGHT** 15.20 kg

B+ HARDTAILS

BIG.TRAIL

The definition of 'fun': 'the enjoyment you experience when doing certain activities'. One thing is certain: fun is what our engineers had in spades when they developed the brand new BIG.TRAIL. For the first time in MERIDA history we answered the question 'how do you have the most fun on an MTB' with a hardtail, not a full suspension bike. Yet our new hardtail is not that dissimilar from its full suspension siblings. Thanks to 130mm travel at the super stiff front end and a long and low geometry, you will find out very quickly that you can rail your local trails as fast as you can on your full suspension bike. 1 x 11 drive trains, dropper seat posts and last but not least the extra grippy B+ tyres all paired with front and rear 'Boost' technology offer a super planted feeling when out on the trail. This might make you leave your full suspension bike at home and grab the 'all round-no-worries' bike more and more.





BIG.TRAIL 900



FRAME BIG.TRAIL **FRAME SIZES** 15" 17" 19" 21" **COLOR** red (Mango) **FORK** FS PIKE RC 27.5"+ 130 BOOST TC **DERAILLEUR REAR** Sram XO1 11s **SHIFTERS** Sram X1 11 **BRAKE LEVER** Srame Guide R **BRAKES** Sram Guide R 180 PM **CHAINWHEEL** Sram DESCENDANT **CHAINGUARD** MRP 1X TR upper **CHAIN** KMC X11-1 **HUBS** attached **RIM** XM 1501 SPLINE ONE 40 Boost TC **FREEWHEEL** Sram XG-1175 10-42 **TIRES** Maxxis Rekon 27.5+ 2.8 fold **SPOKES** attached **HANDLEBAR** MERIDA Expert TR 35 **SEAT POST** Rock Shox Reverb Stealth 30.9 **SADDLE** Prologo Nago Evo X15 **WEIGHT** 12.80 kg

B+ HARDTAILS

B+



BIG.TRAIL 800



FRAME BIG.TRAIL **FRAME SIZES** 15" 17" 19" 21" **COLOR** black (red) **FORK** FS YARI RC 27.5"+ 130 BOOST TC **DERAILLEUR REAR** Shimano SLX Shadow **SHIFTERS** Shimano XT-11 **BRAKE LEVER** Shimano M506 **BRAKES** Shimano M447 180 cen **CHAINWHEEL** Shimano SLX 30 boost **CHAINGUARD** MRP 1X TR upper **CHAIN** KMC X11-1 **HUBS** FoBearing disc 15 boost Torque / FoBearing disc boost **RIM** MERIDA Expert TP **FREEWHEEL** Shimano XT 11 11-46 **TIRES** Maxxis Rekon 27.5+ 2.8 fold **SPOKES** Black stainless **HANDLEBAR STEM** MERIDA Expert TR 35 **HANDLEBAR** MERIDA EXPERT 35 760 **HEADSET** Big Conoid A-bearing neck **SEAT POST** MERIDA EXPERT Dropper 30.9 **SADDLE** MERIDA Sport **WEIGHT** 13.50 kg

B+



BIG.TRAIL 600



FRAME BIG.TRAIL **FRAME SIZES** 15" 17" 19" 21" **COLOR** shiny blue (blue/grey) **FORK** RST F1RST 27.5+ 130 boost **DERAILLEUR REAR** Sram NX 11 **SHIFTERS** Sram NX 11 **BRAKE LEVER** Tektro Gimini **BRAKES** Tektro Gimini hydraulic 180 **CHAINWHEEL** Sram NX XSYNC 28 STEEL **CHAINGUARD** MRP 1X TR upper **CHAIN** KMC X11-1 **HUBS** FoBearing disc 15 boost / FoBearing disc boost XD **RIM** MERIDA Expert TP **FREEWHEEL** Sram PG-1130 11-42 **TIRES** Maxxis Rekon 27.5+ 2.8 fold **SPOKES** Black stainless **HANDLEBAR STEM** MERIDA Expert TR 35 **HANDLEBAR** MERIDA EXPERT 35 760 **HEADSET** Big Conoid S-bearing neck **SEAT POST** MERIDA EXPERT Dropper 30.9 **SADDLE** MERIDA Sport **WEIGHT** 13.85 kg



26" HARDTAILS

MATTS

When mountain bikes started to conquer the world in the '80s, nobody worried about or even considered questioning the 'correct' wheel size. It became apparent very quickly mountain bike would stand on 26" wheels – and that was it. Since then many new variations of the wheel theme have come up, however 26" wheels have not lost any of their significance in our 2017 range. In particular for anybody looking for a reliable 'can do it all' bike for moderate off road usage on a limited budget, as well as kids and younger riders, there are lots of reasons to consider the MATTS range. This is why MERIDA continues to invest and improve its beginner mountain bikes, which are available with rim or disc brakes and come equipped with proven parts, Shimano drivetrains and various mounts so you can further road proof your bike in case you want to make your MATTS the perfect partner on your way to school or to work.





26"

MATTS 6. 40-D



FRAME MATTS SPEED **FRAME SIZES** 14.5" 16" 18" 20" 22" 24" **COLOR** matt blue (black/white) **FORK** SR 26 XCT-HLO 100 **DERAILLEUR FRONT** Shimano Altus **DERAILLEUR REAR** Altus 9 **SHIFTERS** Shimano Altus rapidfire **BRAKE LEVER** Tektro M285 **BRAKES** Tektro MA hydraulic 160 **CHAINWHEEL** SR XCM 44-32-22 CG **CHAINGUARD** attached **CHAIN** Chain 9S **HUBS** Alloy Disc / Alloy Disc cassette **RIM** MERIDA Matts D **FREEWHEEL** Sunrace CS-9S 11-32 **TIRES** MERIDA 26 2.1 **SPOKES** stainless silver **HANDLEBAR STEM** MERIDA Comp OS 6 **HANDLEBAR** MERIDA OS 660 R15 **HEADSET** EGG steel-B **SEAT POST** MERIDA speed 27.2 **SADDLE** MERIDA Sport **PEDAL** XC Alloy **WEIGHT** 15.00 kg

26" HARDTAILS



26"



MATTS 6. 40-D



FRAME MATTS SPEED **FRAME SIZES** 14.5" 16" 18" 20" 22" 24" **COLOR** matt black (grey) **FORK** SR 26 XCT-HLO 100 **DERAILLEUR FRONT** Shimano Altus **DERAILLEUR REAR** Altus 9 **SHIFTERS** Shimano Altus rapidfire **BRAKE LEVER** Tektro M285 **BRAKES** Tektro MA hydraulic 160 **CHAINWHEEL** SR XCM 44-32-22 CG **CHAINGUARD** attached **CHAIN** Chain 9S **HUBS** Alloy Disc / Alloy Disc cassette **RIM** MERIDA Matts D **FREEWHEEL** Sunrace CS-9S 11-32 **TIRES** MERIDA 26 2.1 **SPOKES** stainless silver **HANDLEBAR STEM** MERIDA Comp OS 6 **HANDLEBAR** MERIDA OS 660 R15 **HEADSET** EGG steel-B **SEAT POST** MERIDA speed 27.2 **SADDLE** MERIDA Sport **PEDAL** XC Alloy **WEIGHT** 15.00 kg



26"

AVAILABLE AS
MD- / V-OPTION

MATTs 6.20-D



FRAME MATTs DT **FRAME SIZES** 14.5" 16" 18" 20" 22" 24" **COLOR** anthracite (black/orange) **FORK** SR 26 XCT-HLO 100 **DERAILLEUR FRONT** Shimano TY 8s 42 **DERAILLEUR REAR** Shimano Acera-X 8 **SHIFTERS** Shimano Altus rapidfire 3 / Shimano Altus rapidfire 8 **BRAKE LEVER** Tektro M285 **BRAKES** Tektro MA hydraulic 160 **CHAINWHEEL** Shimano TY301 42-34-24 CG **CHAINGUARD** attached **CHAIN** Chain 8s **HUBS** Alloy Disc / Alloy Disc cassette **RIM** MERIDA Matts D **FREEWHEEL** Sunrace CS8 11-32 **TIRES** MERIDA 26 2.1 **SPOKES** ucp steel **HANDLEBAR STEM** MERIDA Comp OS 6 **HANDLEBAR** MERIDA OS 660 R15 **HEADSET** EGG steel-B **SEAT POST** MERIDA speed 27.2 **SADDLE** MERIDA Sport **PEDAL** XC Steel **WEIGHT** 15.10 kg

26" HARDTAILS

26"



61

MATTS 6.15-MD

FRAME MATTS DT **FRAME SIZES** 14.5" 16" 18" 20" 22" 24" **COLOR** pearl white (dark blue) **FORK** SR 26 XCT 100 **DERAILLEUR FRONT** Shimano TY 8s 42 **DERAILLEUR REAR** Shimano Altus 8 **SHIFTERS** Shimano EZ fire / Shimano EZ fire 8 **BRAKE LEVER** Shimano EZ fire **BRAKES** JACK Mechanical 160 **CHAINWHEEL** Shimano TY301 42-34-24 CG **CHAINGUARD** attached **CHAIN** Chain 8s **HUBS** Alloy Disc / Alloy Disc cassette **RIM** MERIDA Matts D **FREEWHEEL** Sunrace CS8 11-32 **TIRES** MERIDA 26 2.1 **SPOKES** ucp steel **HANDLEBAR STEM** MERIDA Comp OS 6 **HANDLEBAR** MERIDA OS 660 R15 **HEADSET** EGG steel-B **SEAT POST** MERIDA speed 27.2 **SADDLE** MERIDA Sport **PEDAL** PP pedal **WEIGHT** 14.60 kg



26"



61

MATTS 6.10-V

FRAME MATTS DT **FRAME SIZES** 14.5" 16" 18" 20" 22" 24" **COLOR** 1. matt black (blue) 2. green (lite green) **FORK** SR 26 XCT 100 **DERAILLEUR FRONT** Shimano TY 7s 42 **DERAILLEUR REAR** Shimano Altus 8 **SHIFTERS** Shimano EF41 fire / Shimano EF41 fire 7 **BRAKE LEVER** Shimano EZ fire **BRAKES** V-Brake Linear **CHAINWHEEL** Shimano TY301 42-34-24 CG **CHAINGUARD** attached **CHAIN** chain 7s **HUBS** OV alloy **RIM** MERIDA Matts V **FREEWHEEL** Shimano MF-TZ21 14-28 **TIRES** MERIDA 26 2.1 **SPOKES** ucp steel **HANDLEBAR STEM** MERIDA Ahead alloy 15 **HANDLEBAR** MERIDA Steel 620 R30 **HEADSET** EGG steel-B **SEAT POST** MERIDA speed 27.2 **SADDLE** MERIDA Sport **PEDAL** PP pedal **WEIGHT** 14.70 kg





For many years JULIET has been the name for our women's specific bikes. In 2017 we have extended this model line again. Mountain bike lovers will be excited by our hardtail selection but also by the addition of the 120mm 27.5" wheel trail bike ONE-TWENTY. If you prefer to spend your leisure time on long road rides, no problem, we can offer you our comfort road bike RIDE and our more racy SCULTURA models. For 2017 these also include the disc brake equipped SCULTURA DISC. Our line-up is completed by the SPEEDER which strikes the perfect balance between sport and 'day-to-day' usability: our flat bar road bike is agile whenever it gets the chance whilst being equally happy carrying the shopping or even pulling the kids trailer. It's all up to you!



WOMEN OVERVIEW



JULIET / ONE-TWENTY JULIET MOUNTAIN BIKES

While the women's version of our 120+mm trail bike differs only visually from the men's version, our JULIET hardtails go much further and focus on geometry. The sloping top tube bends upwards to create a very low 'feel good' stand-over height which is perfectly matched to the slightly more upright riding position, thus creating the perfect place for the female rider on our 26" and 27.5" mountain bikes.

- + Hardtails start from size XS and have 100mm front suspension travel
- + Full suspension starts from size S with 130/120mm travel
- + 27.5" or 26" models
- + Robust yet lightweight aluminium frames
- + Double and triple chainring options
- + Rim brakes only on JULIET 6.-models, otherwise disc brakes (hydraulic or mechanical – depending on model)



SCULTURA JULIET ROAD RACE

Available in either carbon fibre or aluminium version: our JULIET women's specific road bikes are the ideal companions for ambitious racers and pleasure focused riders. For 2017 we have added the SCULTURA DISC for all-weather braking performance. Starting with the smallest frame sizes, both our carbon fibre and aluminium versions offer a slightly toned down geometry with a more upright riding position. 25mm tyres and 15mm offset seat posts increase comfort even further.

- + Available from size XXS
- + CF2 carbon and 'LITE' aluminium frames with 'feel good' geometry give a slightly more upright riding position
- + Up to 25mm wide tyres possible (DISC)
- + Aero tube profiles on carbon and aluminium models
- + All versions 'UCI approved'
- + All models with completely integrated cable routing





RIDE JULIET

ROAD COMFORT

Our RIDE comfort family has offered rim and disc brake options for the past two years and is also available in our JULIET line-up. Thanks to a slightly shorter top tube and longer head tube our RIDE rider finds herself in a more relaxed riding position. It is even more comfortable through the use of up to 28mm tyres. Similar to the male range they are available in carbon fibre or aluminium. Perfect for epic rides.

- + Available from size XXS (only rim brake models)
- + RIDE geometry has a shorter top tube and taller head tube for a more relaxed riding position
- + Accommodates up to 28mm wide tyres
- + DISC models with 15mm through axles in the front, quick release rear
- + All versions 'UCI approved'
- + All models with completely integrated cable routing



SPEEDER JULIET

FITNESS

Your reliable partner for both day-to-day use and sport: The SPEEDER – either in carbon fibre or aluminium – is the dedicated all rounder of the MERIDA line-up. Our 'road bike with straight handle bars' as we call it, the SPEEDER combines sportiness with great 'day-to-day' usability and therefore is the perfect balance between fitness and leisure bike. All models are equipped with disc brakes for all weather braking and some models have mounts for mudguards, rear racks and/or side stand.

- + Available from size XS
- + Sporty geometry, toned down by straight handlebars
- + Extra 'day-to-day' usability through specific cockpit setup. Some models have the ability to fit mudguards, kick stand and a rack
- + Double and triple chainring drivetrain options
- + Up to 32mm wide tyres
- + Carbon fibre models equipped with carbon fork and 15mm front through axle



WOMEN

JULIET

Mountain, road or fitness: our JULIET range delivers the right model for any bike loving woman. Our 2017 line-up offers offroad fans a choice between 26" or 27.5" aluminium hardtails and now also the ONE-TWENTY 27.5" trail full suspension bike. Its 120mm of rear travel are perfectly paired with a 130mm fork and a playful geometry, making sure female riders will have big smiles on their faces whenever they hit the trails. Road fans will be equally happy with not just the RIDE range, but also for the more ambitious there are SCULTURA models including the addition of the DISC version to choose from. Or if you prefer a perfect combination between sport and leisure bike then we recommend our SPEEDER, a 'road bike with straight handlebars'. These fitness bikes can take mudguards and a rear rack, paired with a sporty geometry they offer the 'best of both worlds'.





ONE-TWENTY XT-EDITION JULIET



FRAME ONE-TWENTY TFS **FRAME SIZES** S(27.5) M(27.5) L(27.5) **COLOR** raspberry (lime) **FORK** Rhythm 34 FLOAT Sweep Adj. 27 boost **SHOCK** FLOAT DPS Performance **DERAILLEUR FRONT** Shimano XT sideswing **DERAILLEUR REAR** Shimano XT GS Shadow+ **SHIFTERS** Shimano XT-I / Shimano XT-I 11 **BRAKE LEVER** Shimano M615 **BRAKES** Shimano M615 180 cen **CHAINWHEEL** Shimano XT 34-24 **CHAIN** KMC X11 **HUBS** FoBearing Cen 15 boost / FoBearing Cen 12 **RIM** MERIDA Expert CC **FREEWHEEL** Shimano M7000-11 11-42 **TIRES** Maxxis Forecaster 2.35 fold **SPOKES** Black stainless **HANDLEBAR STEM** MERIDA Expert OS-2P 60 **HANDLEBAR** MERIDA Expert OS 740 R12 **HEADSET** Big Conoid semi neck **SEAT POST** MERIDA Expert SBO 31.6 **SADDLE** Prologo Kappa Dea **PEDAL** XC pro alloy **WEIGHT** 13.10 kg

WOMEN

27.5"



JULIET 7. XT-EDITION



FRAME JULIET TFS **FRAME SIZES** 13.5" 15" 17" 18.5" 20" **COLOR** black (cyan) **FORK** Rock Shox 30G RL R 27 Q SA 100 DFBS 46T AIR Remote **DERAILLEUR FRONT** Shimano XT HD double **DERAILLEUR REAR** Shimano XT GS Shadow+ **SHIFTERS** Shimano XT-i / Shimano XT-i-11 **BRAKE LEVER** Shimano M506 **BRAKES** Shimano M447 180 cen / Shimano M447 160 cen **CHAINWHEEL** Shimano XT 34-24 **CHAIN** KMC X11 **HUBS** Shimano M4050 cen **RIM** MERIDA Big 7 comp CC **FREEWHEEL** Shimano M7000-11 11-42 **TIRES** Maxxis Ikon 27.5 2.2 fold **SPOKES** Black stainless **HANDLEBAR STEM** MERIDA Expert OS 17 lady **HANDLEBAR** MERIDA Expert OS 660 R12 lady **HEADSET** EGG steel neck **SEAT POST** MERIDA Expert SB15 27.2 **SADDLE** Juliet Sport V **PEDAL** Comfort Alloy triple **WEIGHT** 12.30 kg

27.5"



JULIET 7. 500



FRAME JULIET TFS **FRAME SIZES** 13.5" 15" 17" 18.5" 20" **COLOR** matt red (dark red) **FORK** Rock Shox FS 30STK27 SA 100 **DERAILLEUR FRONT** Shimano Deore double **DERAILLEUR REAR** Shimano SLX Shadow **SHIFTERS** Shimano Deore **BRAKE LEVER** Shimano M315 **BRAKES** Shimano M315 180 cen / Shimano M315 160 cen **CHAINWHEEL** Shimano M627 36-22 **CHAIN** KMC X10 **HUBS** Shimano Centerlock **RIM** MERIDA Big 7 comp CC **FREEWHEEL** Shimano CS-HG50-10 11-36 **TIRES** Maxxis Ikon 27.5 2.2 fold **SPOKES** Black stainless **HANDLEBAR STEM** MERIDA Comp OS 15 **HANDLEBAR** MERIDA comp OS 660 R25 **HEADSET** EGG steel neck **SEAT POST** MERIDA comp SB12 27.2 **SADDLE** Juliet Sport V **PEDAL** Comfort Alloy triple **WEIGHT** 12.80 kg

27.5"



JULIET 7. 300



FRAME JULIET TFS **FRAME SIZES** 13.5" 15" 17" 18.5" 20" **COLOR** matt mint green (black) **FORK** SR 27 XCR air LOR 100 **DERAILLEUR FRONT** Shimano Deore triple **DERAILLEUR REAR** Shimano Deore Shadow **SHIFTERS** Shimano Deore **BRAKE LEVER** Shimano M315 **BRAKES** Shimano M315 180 cen / Shimano M315 160 cen **CHAINWHEEL** FSA Alfa drive 40-30-22 **CHAIN** KMC X10 **HUBS** Shimano Centerlock **RIM** MERIDA Big 7 comp CC **FREEWHEEL** Shimano CS-HG50-10 11-36 **TIRES** Maxxis Ikon 27.5 2.2 fold **SPOKES** Black stainless **HANDLEBAR STEM** MERIDA Comp OS 15 **HANDLEBAR** MERIDA comp OS 660 R25 **HEADSET** EGG steel neck **SEAT POST** MERIDA comp SB12 27.2 **SADDLE** Juliet Sport V **PEDAL** Comfort Alloy triple **WEIGHT** 13.25 kg

27.5"



JULIET 7. 100



FRAME JULIET TFS **FRAME SIZES** 13.5" 15" 17" 18.5" 20" **COLOR** metallic grey (sky blue) **FORK** SR 27 XCM HLO 100 **DERAILLEUR FRONT** Shimano M3000 **DERAILLEUR REAR** Shimano Alivio **SHIFTERS** Shimano Altus rapidfire **BRAKE LEVER** Shimano M315 **BRAKES** Shimano M315 180 cen / Shimano M315 160 cen **CHAINWHEEL** SR XCM 40-30-22 CG **CHAIN** KMC M99 **HUBS** Shimano Centerlock **RIM** MERIDA Big 7 comp CC **FREEWHEEL** Shimano CS-HG200-9 11-34 **TIRES** Maxxis Ikon 27.5 2.2 fold **SPOKES** Black stainless **HANDLEBAR STEM** MERIDA Comp OS 15 **HANDLEBAR** MERIDA comp OS 660 R25 **HEADSET** EGG steel neck **SEAT POST** MERIDA comp SB12 27.2 **SADDLE** Juliet Sport V **PEDAL** Comfort Alloy triple **WEIGHT** 13.80 kg

WOMEN

27.5"



JULIET 7. 100



FRAME JULIET TFS **FRAME SIZES** 13.5" 15" 17" 18.5" 20" **COLOR** lilac (lite purple) **FORK** SR 27 XCM HLO 100 **DERAILLEUR FRONT** Shimano M3000 **DERAILLEUR REAR** Shimano Alivio **SHIFTERS** Shimano Altus rapidfire **BRAKE LEVER** Shimano M315 **BRAKES** Shimano M315 180 cen / Shimano M315 160 cen **CHAINWHEEL** SR XCM 40-30-22 CG **CHAIN** KMC M99 **HUBS** Shimano Centerlock **RIM** MERIDA Big 7 comp CC **FREEWHEEL** Shimano CS-HG200-9 11-34 **TIRES** Maxxis Ikon 27.5 2.2 fold **SPOKES** Black stainless **HANDLEBAR STEM** MERIDA Comp OS 15 **HANDLEBAR** MERIDA comp OS 660 R25 **HEADSET** EGG steel neck **SEAT POST** MERIDA comp SB12 27.2 **SADDLE** Juliet Sport V **PEDAL** Comfort Alloy triple **WEIGHT** 13.80 kg

27.5"

AVAILABLE AS
MD-OPTION



JULIET 7. 40-D



FRAME JULIET SPEED 7. **FRAME SIZES** 13.5" 15" 17" 18.5" 20" **COLOR** matt black (red) **FORK** SR 27 XCM HLO 100 **DERAILLEUR FRONT** Shimano M370 **DERAILLEUR REAR** Shimano Altus 9 **SHIFTERS** Shimano Altus rapidfire **BRAKE LEVER** Tektro M286 **BRAKES** Tektro MA-lady hydraulic 160 **CHAINWHEEL** SR XCM 44-32-22 CG **CHAINGUARD** attached **CHAIN** Chain 9S **HUBS** Alloy Disc / Alloy Disc cassette **RIM** MERIDA Big 7 D **FREEWHEEL** Sunrace CS-9S 11-32 **TIRES** MERIDA 27 2.1 **SPOKES** stainless silver **HANDLEBAR STEM** MERIDA Comp OS 15 **HANDLEBAR** MERIDA Speed R30 640 **HEADSET** EGG steel-B **SEAT POST** MERIDA speed 27.2 **SADDLE** Juliet Sport **PEDAL** Comfort double **WEIGHT** 14.80 kg

27.5"

**JULIET 7. 20-D**

FRAME JULIET SPEED 7. **FRAME SIZES** 13.5" 15" 17" 18.5" 20" **COLOR** matt white (pink) **FORK** SR 27 XCM HLO 100 **DERAILLEUR FRONT** Shimano TY 8s 42 **DERAILLEUR REAR** Shimano Acera-X 8 **SHIFTERS** Shimano Altus rapidfire / Shimano Altus rapidfire 8 **BRAKE LEVER** Tektro M286 **BRAKES** Tektro MA-lady hydraulic 160 **CHAINWHEEL** Shimano TY301 42-34-24 CG **CHAINGUARD** attached **CHAIN** Chain 8s **HUBS** Alloy Disc / Alloy Disc cassette **RIM** MERIDA Big 7 D **FREEWHEEL** Sunrace CS8 11-32 **TIRES** MERIDA 27 2.1 **SPOKES** stainless silver **HANDLEBAR STEM** MERIDA Comp OS 15 **HANDLEBAR** MERIDA Speed R30 640 **HEADSET** EGG steel-B **SEAT POST** MERIDA speed 27.2 **SADDLE** Juliet Sport **PEDAL** Comfort double **WEIGHT** 14.70 kg

26"

AVAILABLE AS
V-BARKE OPTION**JULIET 6. 40-D**

FRAME JULIET SPEED 6. **FRAME SIZES** 13.5" 15" 17" 18.5" 20" **COLOR** raspberry (lime) **FORK** SR 26 XCT-HLO 100 **DERAILLEUR FRONT** Shimano Altus **DERAILLEUR REAR** Shimano Altus 9 **SHIFTERS** Shimano Altus rapidfire **BRAKE LEVER** Tektro M286 **BRAKES** Tektro MA-lady hydraulic 160 **CHAINWHEEL** SR XCM 44-32-22 CG **CHAINGUARD** attached **CHAIN** Chain 9S **HUBS** Alloy Disc / Alloy Disc cassette **RIM** MERIDA Juliet D **FREEWHEEL** Sunrace CS-9S 11-32 **TIRES** MERIDA 26 1.95 **SPOKES** stainless silver **HANDLEBAR STEM** MERIDA Comp 15 **HANDLEBAR** MERIDA Speed R30 620 **HEADSET** EGG steel-B **SEAT POST** MERIDA speed 27.2 **SADDLE** Juliet Sport **PEDAL** Comfort double **WEIGHT** 14.50 kg

WOMEN



26"

AVAILABLE AS
V-BARKE OPTION

JULIET 6. 40-D



FRAME JULIET SPEED 6. **FRAME SIZES** 13.5" 15" 17" 18.5" 20" **COLOR** matt black (red) **FORK** SR 26 XCT-HLO 100 **DERAILLEUR FRONT** Shimano Altus **DERAILLEUR REAR** Shimano Altus 9 **SHIFTERS** Shimano Altus rapidfire **BRAKE LEVER** Tektro M286 **BRAKES** Tektro MA-lady hydraulic 160 **CHAINWHEEL** SR XCM 44-32-22 CG **CHAINGUARD** attached **CHAIN** Chain 9S **HUBS** Alloy Disc / Alloy Disc cassette **RIM** MERIDA Juliet D **FREEWHEEL** Sunrace CS-9S 11-32 **TIRES** MERIDA 26 1.95 **SPOKES** stainless silver **HANDLEBAR STEM** MERIDA Comp 15 **HANDLEBAR** MERIDA Speed R30 620 **HEADSET** EGG steel-B **SEAT POST** MERIDA speed 27.2 **SADDLE** Juliet Sport **PEDAL** Comfort double **WEIGHT** 14.50 kg



26"

AVAILABLE AS
MD- / V-OPTION

JULIET 6. 20-D



FRAME JULIET SPEED 6. **FRAME SIZES** 13.5" 15" 17" 18.5" 20" **COLOR** matt white (pink) **FORK** SR 26 XCT-HLO 100 **DERAILLEUR FRONT** Shimano TY 8s 42 **DERAILLEUR REAR** Shimano Acera-X 8 **SHIFTERS** Shimano Altus rapidfire 3 / Shimano Altus rapidfire 8 **BRAKE LEVER** Tektro M286 **BRAKES** Tektro MA-lady hydraulic 160 **CHAINWHEEL** Shimano TY301 42-34-24 CG **CHAINGUARD** attached **CHAIN** Chain 8s **HUBS** Alloy Disc / Alloy Disc cassette **RIM** MERIDA Juliet D **FREEWHEEL** Sunrace CS8 11-32 **TIRES** MERIDA 26 1.95 **SPOKES** ucp steel **HANDLEBAR STEM** MERIDA Comp 15 **HANDLEBAR** MERIDA Speed R30 620 **HEADSET** EGG steel-B **SEAT POST** MERIDA speed 27.2 **SADDLE** Juliet Sport **PEDAL** Comfort double **WEIGHT** 14.50 kg



26"

JULIET 6. 10-V

FRAME JULIET SPEED 6. **FRAME SIZES** 13.5" 15" 17" 18.5" 20" **COLOR** green (lite green) **FORK** SR 26 XCT 100 **DERAILLEUR FRONT** Shimano TY 7s 42 **DERAILLEUR REAR** Shimano Altus 8 **SHIFTERS** Shimano EF41 fire / Shimano EF41 fire 7 **BRAKE LEVER** Shimano EZ fire **BRAKES** V-Brake Linear **CHAINWHEEL** Shimano TY301 42-34-24 CG **CHAINGUARD** attached **CHAIN** chain 7s **HUBS** OV alloy **RIM** MERIDA Juliet V **FREEWHEEL** Shimano MF-TZ21 14-28 **TIRES** MERIDA 26 1.95 **SPOKES** ucp steel **HANDLEBAR STEM** MERIDA Ahead alloy 15 **HANDLEBAR** MERIDA Steel 620 R30 **HEADSET** EGG steel-B **SEAT POST** MERIDA speed 27.2 **SADDLE** Juliet Sport **PEDAL** PP pedal **WEIGHT** 14.20 kg

WOMEN



SPEEDER 4000 JULIET



FRAME SPEEDER CF3 **FRAME SIZES** 47cm 50cm 53cm **COLOR** matt anthracite (pink) **FORK** Race carbon disc 15 **DERAILLEUR FRONT** Shimano 105 **DERAILLEUR REAR** Shimano Ultegra SS **SHIFTERS** Shimano SL-RS700 / Shimano SL-RS700 11 **BRAKE LEVER** Shimano M506 **BRAKES** Shimano M447 160 cen / Shimano M447 160 cen J **CHAINWHEEL** Shimano 105 50-34 [PF86] **CHAIN** KMC X11 **HUBS** Centerlock-15 / FoBearing Cen 12 **RIM** MERIDA Expert 22 SL disc pair **FREEWHEEL** Shimano CS-5800-11 11-28 **TIRES** Continental Ultra Sport II 28 fold **SPOKES** Double Butted Black stainless **HANDLEBAR STEM** MERIDA Expert Carbon OS 5 **HANDLEBAR** MERIDA Expert OS 600 Flat **HEADSET** Big Conoid S-bearing neck pro **SEAT POST** MERIDA carbon Expert SB15 27.2 **SADDLE** Prologo Kappa Dea **WEIGHT** 8.20 kg



SPEEDER 400 JULIET



FRAME SPEEDER LITE **FRAME SIZES** 47cm 50cm 52cm 54cm **COLOR** matt pearl white (berry) **FORK** Speeder BC Alloy straight disc **DERAILLEUR FRONT** Shimano 105 D **DERAILLEUR REAR** Shimano 105 SS **SHIFTERS** Shimano SL-RS700 / Shimano SL-RS700 11 **BRAKE LEVER** Shimano M315 **BRAKES** Shimano M315 160 cen **CHAINWHEEL** Shimano 105 50-34 [BSA] **CHAIN** KMC X11 **HUBS** Bearing Centerlock **RIM** MERIDA comp 22 disc pair **FREEWHEEL** Shimano CS-5800-11 11-28 **TIRES** Maxxis Detonator 28 60 fold **SPOKES** Black stainless **HANDLEBAR STEM** MERIDA Expert Carbon OS 5 **HANDLEBAR** MERIDA Expert OS 600 Flat **HEADSET** Big Conoid S-bearing neck pro **SEAT POST** MERIDA Expert SB15 31.6 **SADDLE** Juliet Sport **PEDAL** XC pro alloy **WEIGHT** 10.10 kg



SPEEDER 300 JULIET



FRAME SPEEDER LITE **FRAME SIZES** 47cm 50cm 52cm 54cm **COLOR** metallic black (sky blue) **FORK** Speeder BC Alloy straight disc **DERAILLEUR FRONT** Shimano TIAGRA D **DERAILLEUR REAR** Shimano TIAGRA SS **SHIFTERS** Shimano SL-4700 / Shimano SL-4700 10 **BRAKE LEVER** Shimano M315 **BRAKES** Shimano M315 160 cen **CHAINWHEEL** FSA Omega 50-34 Mega [BSA] **CHAIN** KMC X10 **HUBS** Shimano Centerlock **RIM** MERIDA comp 22 disc pair **FREEWHEEL** Shimano CS-HG500-10 12-28 **TIRES** Maxxis Detonator 32 60 **SPOKES** Black stainless **HANDLEBAR STEM** MERIDA Expert OS 5 **HANDLEBAR** MERIDA Expert OS 600 Flat **HEADSET** Big Conoid Semi **SEAT POST** MERIDA Expert SB15 31.6 **SADDLE** Juliet Sport **PEDAL** XC pro alloy **WEIGHT** 10.70 kg



SPEEDER 100 JULIET



FRAME SPEEDER LITE **FRAME SIZES** 47cm 50cm 52cm 54cm **COLOR** matt mint green (magenta) **FORK** Speeder BC Alloy straight disc **DERAILLEUR FRONT** Shimano M191 48 **DERAILLEUR REAR** Shimano Claris GS **SHIFTERS** Shimano EZ fire / Shimano EZ fire 8 **BRAKE LEVER** Shimano EZ Fire **BRAKES** Promax MTD Mechanical 160 **CHAINWHEEL** Shimano M131 48-38-28 CG **CHAIN** Chain 8s **HUBS** Alloy Disc / Alloy Disc cassette **RIM** MERIDA comp 22 disc pair **FREEWHEEL** Sunrace CS8 11-28 **TIRES** Maxxis Detonator 32 60 **SPOKES** Black stainless **HANDLEBAR STEM** MERIDA Comp OS 6 **HANDLEBAR** MERIDA comp OS 600 Flat **HEADSET** Big Conoid Semi **SEAT POST** MERIDA road comp SB12 31.6 **SADDLE** Juliet Sport **PEDAL** XC pro alloy **WEIGHT** 10.90 kg

WOMEN



SCULTURA 4000 JULIET



FRAME SCULTURA CF2 **FRAME SIZES** 44cm 47cm 50cm 52cm 54cm **COLOR** anthracite/mint green **FORK** Road carbon Race **DERAILLEUR FRONT** Shimano 105 D **DERAILLEUR REAR** Shimano 105 SS **SHIFTERS** Shimano 105 **BRAKE LEVER** Shimano 105 **BRAKES** MERIDA Road Pro **CHAINWHEEL** Shimano 105 50-34 [PF86] **CHAIN** KMC X11 **HUBS** Road seal Bearing **RIM** MERIDA comp SL 24 pair **FREEWHEEL** Shimano CS-5800-11 11-28 **TIRES** Continental Ultra Sport II 25 fold **SPOKES** Double Butted Black stainless **HANDLEBAR STEM** MERIDA Expert Carbon OS -5 **HANDLEBAR** MERIDA Expert Compact road OS lady **HEADSET** Big Conoid S-bearing neck pro **SEAT POST** MERIDA carbon Expert SB15 27.2 **SADDLE** Juliet Sport V **WEIGHT** 8.20 kg



SCULTURA 400 JULIET



FRAME SCULTURA LITE **FRAME SIZES** 44cm 47cm 50cm 52cm 54cm 56cm 59cm **COLOR** matt anthracite/pink **FORK** Road carbon Race **DERAILLEUR FRONT** Shimano 105 D **DERAILLEUR REAR** Shimano 105 SS **SHIFTERS** Shimano 105 **BRAKE LEVER** Shimano 105 **BRAKES** MERIDA Road Pro **CHAINWHEEL** Shimano 105 50-34 [PF86] **CHAIN** KMC X11 **HUBS** Road seal Bearing **RIM** MERIDA comp SL 24 pair **FREEWHEEL** Shimano CS-5800-11 11-28 **TIRES** Maxxis Dolemites 25 fold **SPOKES** Double Butted Black stainless **HANDLEBAR STEM** MERIDA Expert OS -5 **HANDLEBAR** MERIDA Expert Compact road OS **HEADSET** Big Conoid S-bearing neck pro **SEAT POST** MERIDA carbon Expert SB15 27.2 **SADDLE** Juliet Sport **WEIGHT** 8.60 kg



SCULTURA 100 JULIET



FRAME SCULTURA LITE **FRAME SIZES** 44cm 47cm 50cm 52cm 54cm 56cm 59cm **COLOR** white/black (petrol blue) **FORK** Road carbon Race **DERAILLEUR FRONT** Shimano Claris D **DERAILLEUR REAR** Shimano Sora SS **SHIFTERS** Shimano Claris **BRAKE LEVER** Shimano Claris **BRAKES** ROAD Dual Pivot **CHAINWHEEL** FSA Tempo 50-34 **CHAIN** Chain 8s **HUBS** Road seal Bearing **RIM** MERIDA comp SL 20 pair **FREEWHEEL** Sunrace CS8 11-28 **TIRES** Maxxis Dolemites 25 fold **SPOKES** Black stainless **HANDLEBAR STEM** MERIDA Comp OS -6 **HANDLEBAR** MERIDA Expert Compact road OS **HEADSET** Big Conoid semi neck pro **SEAT POST** MERIDA road comp SB12 27.2 **SADDLE** Juliet Sport **WEIGHT** 9.30 kg



SCULTURA DISC 4000 JULIET



FRAME SCULTURA DISC CF2 **FRAME SIZES** 44cm 47cm 50cm 52cm 54cm **COLOR** anthracite/mint green **FORK** Scultura Carbon CF2 Disc 12 **DERAILLEUR FRONT** Shimano 105 D **DERAILLEUR REAR** Shimano 105 SS **SHIFTERS** Shimano RS505 disc **BRAKE LEVER** Shimano RS505 **BRAKES** Shimano RS505 160 **CHAINWHEEL** Shimano 105 50-34 [PF86] **CHAIN** KMC X11 **HUBS** Bearing Centerlock-12 **RIM** MERIDA comp 22 disc pair **FREEWHEEL** Shimano CS-5800-11 11-28 **TIRES** Continental Ultra Sport II 25 fold **SPOKES** Double Butted Black stainless **HANDLEBAR STEM** MERIDA Expert Carbon OS -5 **HANDLEBAR** MERIDA Expert Compact road OS lady **HEADSET** Big Conoid S-bearing neck pro **SEAT POST** MERIDA carbon Expert SB15 27.2 **SADDLE** Juliet Sport V **WEIGHT** 8.60 kg



SCULTURA DISC 400 JULIET



FRAME SCULTURA DISC LITE **FRAME SIZES** 44cm 47cm 50cm 52cm 54cm 56cm 59cm **COLOR** matt anthracite/pink **FORK** Scultura Carbon CF2 Disc 12 **DERAILLEUR FRONT** Shimano 105 D **DERAILLEUR REAR** Shimano 105 SS **SHIFTERS** Shimano RS505 disc **BRAKE LEVER** Shimano RS505 **BRAKES** Shimano RS505 160 **CHAINWHEEL** Shimano 105 50-34 [PF86] **CHAIN** KMC X11 **HUBS** Bearing Centerlock-12 **RIM** MERIDA comp 22 disc pair **FREEWHEEL** Shimano CS-5800-11 11-28 **TIRES** Maxxis Dolemites 25 fold **SPOKES** Black stainless **HANDLEBAR STEM** MERIDA Expert OS -5 **HANDLEBAR** MERIDA Expert Compact road OS lady **HEADSET** Big Conoid S-bearing neck pro **SEAT POST** MERIDA carbon Expert SB15 27.2 **SADDLE** Juliet Sport **WEIGHT** 9.20 kg



RIDE 5000 JULIET



FRAME RIDE CF2 **FRAME SIZES** 47cm 50cm 52cm 54cm 56cm 59cm **COLOR** night blue (sky blue) **FORK** Road carbon Race **DERAILLEUR FRONT** Shimano Ultegra D **DERAILLEUR REAR** Shimano Ultegra GS **SHIFTERS** Shimano Ultegra **BRAKE LEVER** Shimano Ultegra **BRAKES** Shimano R561 **CHAINWHEEL** Shimano RS500 50-34 [BSA] **CHAIN** KMC X11 **HUBS** attached **RIM** Fulcrum Racing Expert **FREEWHEEL** Shimano CS-5800-11 11-32 **TIRES** Continental Grand Sport Race 25 fold **SPOKES** attached **HANDLEBAR STEM** MERIDA Expert Carbon OS -5 **HANDLEBAR** MERIDA Expert Compact road OS lady **HEADSET** Big Conoid S-bearing neck pro **SEAT POST** MERIDA carbon Expert SB15 27.2 **SADDLE** Prologo Kappa Dea **WEIGHT** 8.30 kg



RIDE 400 JULIET



FRAME RIDE LITE **FRAME SIZES** 44cm 47cm 50cm 52cm 54cm **COLOR** matt anthracite (teal) **FORK** Road carbon Race **DERAILLEUR FRONT** Shimano 105 D **DERAILLEUR REAR** Shimano 105 GS **SHIFTERS** Shimano 105 **BRAKE LEVER** Shimano 105 **BRAKES** MERIDA Road Pro **CHAINWHEEL** Shimano 105 50-34 [BSA] **CHAIN** KMC X11 **HUBS** attached **RIM** Fulcrum Racing comp **FREEWHEEL** Shimano CS-5800-11 11-32 **TIRES** Maxxis Detonator 25 fold **SPOKES** attached **HANDLEBAR STEM** MERIDA Expert OS -5 lady **HANDLEBAR** MERIDA Expert Compact road OS lady **HEADSET** Big Conoid S-bearing neck pro **SEAT POST** MERIDA carbon Expert SBO 27.2 **SADDLE** Juliet Sport **WEIGHT** 8.60 kg

WOMEN



RIDE 300 JULIET



FRAME RIDE LITE **FRAME SIZES** 44cm 47cm 50cm 52cm 54cm **COLOR** dark red (red) **FORK** Road carbon Race **DERAILLEUR FRONT** Shimano TIAGRA D **DERAILLEUR REAR** Shimano TIAGRA GS **SHIFTERS** Shimano Tiagra Dual control **BRAKE LEVER** Shimano Tiagra **BRAKES** MERIDA Road Comp **CHAINWHEEL** Shimano TIAGRA 50-34 [BSA] **CHAIN** KMC X10 **HUBS** Road seal Bearing **RIM** MERIDA comp SL 24 pair **FREEWHEEL** Shimano CS-HG500-10 11-32 **TIRES** Maxxis Detonator 25 fold **SPOKES** Black stainless **HANDLEBAR STEM** MERIDA Expert OS -5 lady **HANDLEBAR** MERIDA Expert Compact road OS lady **HEADSET** Big Conoid semi neck pro **SEAT POST** MERIDA carbon Expert SBO 27.2 **SADDLE** Juliet Sport **WEIGHT** 9.00 kg



RIDE 100 JULIET



FRAME RIDE LITE **FRAME SIZES** 44cm 47cm 50cm 52cm 54cm **COLOR** silk petrol blue (black) **FORK** Road carbon Race **DERAILLEUR FRONT** Shimano Claris D **DERAILLEUR REAR** Shimano Sora SS **SHIFTERS** Shimano Claris **BRAKE LEVER** Shimano Claris **BRAKES** ROAD Dual Pivot **CHAINWHEEL** FSA Tempo 50-34 **CHAIN** Chain 8s **HUBS** Road seal Bearing **RIM** MERIDA comp SL 20 pair **FREEWHEEL** Sunrace CS8 11-32 **TIRES** Maxxis Detonator 25 fold **SPOKES** Black stainless **HANDLEBAR STEM** MERIDA Comp OS -6 lady **HANDLEBAR** MERIDA Expert Compact road OS lady **HEADSET** Big Conoid semi neck pro **SEAT POST** MERIDA road comp SB12 27.2 **SADDLE** Juliet Sport **WEIGHT** 9.40 kg



RIDE DISC 5000 JULIET



FRAME RIDE DISC CF2 **FRAME SIZES** 47cm 50cm 52cm 54cm 56cm 59cm **COLOR** night blue (sky blue) **FORK** Race carbon disc 15 **DERAILLEUR FRONT** Shimano Ultegra D **DERAILLEUR REAR** Shimano Ultegra GS **SHIFTERS** Shimano RS685 disc **BRAKE LEVER** Shimano RS685 disc **BRAKES** Shimano RS785 160 **CHAINWHEEL** Shimano RS500 50-34 [BSA] **CHAIN** KMC X11 **HUBS** attached **RIM** Fulcrum Racing Expert disc **FREEWHEEL** Shimano CS-5800-11 11-32 **TIRES** Maxxis Detonator 25 fold **SPOKES** attached **HANDLEBAR STEM** MERIDA Expert Carbon OS -5 **HANDLEBAR** MERIDA Expert Compact road OS lady **HEADSET** Big Conoid S-bearing neck pro **SEAT POST** MERIDA carbon Expert SB15 27.2 **SADDLE** Prologo Kappa Dea **WEIGHT** 8.70 kg



RIDE DISC 100 JULIET



FRAME RIDE DISC AL **FRAME SIZES** 47cm 50cm 52cm 54cm 56cm 59cm **COLOR** silk petrol blue (black) **FORK** Race carbon disc 15 **DERAILLEUR FRONT** Shimano Claris D **DERAILLEUR REAR** Shimano Sora SS **SHIFTERS** Shimano Claris **BRAKE LEVER** Shimano Claris **BRAKES** Promax Road PM mechanical disc **CHAINWHEEL** FSA Tempo 50-34 **CHAIN** Chain 8s **HUBS** Bearing Disc-15 Road Axle / Bearing Disc cassette **RIM** MERIDA comp 22 disc pair **FREEWHEEL** Sunrace CS8 11-32 **TIRES** Maxxis Detonator 25 fold **SPOKES** Black stainless **HANDLEBAR STEM** MERIDA Comp OS -6 **HANDLEBAR** MERIDA Expert Compact road OS lady **HEADSET** Big Conoid S-bearing neck pro **SEAT POST** MERIDA road comp SB12 27.2 **SADDLE** Juliet Sport **WEIGHT** 9.90 kg



As a parent you know for sure that nothing is more important for the development of a child than love and trust. To make sure your child enjoys cycling from the first moment, which will hopefully blossom into a lifelong passion, we put an enormous amount of detail in our kids and youth bikes. You and your little one can put your trust into each and every one of them. The MATTS J family starts with 12" and 16" models, aimed at the young rider who is learning to master the bicycle, graduates via the 20" and 24" models, which are a step into 'real' bikes, and go through to our 2017 additions for the more ambitious young riders: the MATTS J CHAMPION and TEAM, two thoroughbred race rockets which take 26" and 27.5" wheels to grow with your future race champion.



YOUTH & KIDS OVERVIEW



MATTS J

Developed with the racer of tomorrow in mind, we have created two thoroughbred bikes that grow with the rider, allowing the parent's wallet a little bit of a break. Based on our 'grown up' BIG.SEVEN frame, the bike comes with the ability to take 26" or 27.5" wheels, thus allowing the bike to grow with the rider. The MATTS J Champion has a 2x9 drivetrain. The TEAM on the other hand mirrors the setup of our MULTIVAN MERIDA pros with a 1x11 drivetrain. Our new 2017 MATTS J bikes are very much ready to race, and to make sure the speed these bikes can get up to is well controlled they come equipped with super reliable disc brakes.

- + BIG.SEVEN frame, able to take 26" or 27.5" wheels
- + 2x9 (CHAMPION model) or 1x11 (TEAM model) drivetrain
- + Sporty geometry
- + Rigid steel (CHAMPION) or air suspension fork (TEAM)
- + Mechanical (CHAMPION) or hydraulic (TEAM) disc brakes, 160mm rotor front and rear





MATTS J24

Looking almost identical to the 'real' one for the grown-ups, our 24" MATTS J bikes are more than just lookers. Often the last 'junior' bike, the MATTS J24 provides a stepping stone after young riders have outgrown the 12, 16 and 20" versions. Available in two versions: Choose a suspension fork and double chainring drivetrain or the RACE version with a lighter weight, maintenance free rigid fork and single chainring drivetrain. Both models have V-brakes and are reliable companions for the day-to-day use and sport.

- + Two colour options for boys and girls
- + Recommended from approx. 7 years
- + V-brakes front and rear
- + 2x7 or 1x8 (RACE) Shimano gears
- + Rigid steel (RACE) or suspension fork
- + Front chainring equipped with chain guard, comes with side stand fitted



MATTS J20

It feels like only a couple of months after the young rider had their first bike that they ask for a proper one – we can help. The MATTS J20 is the next step and already comes with gears. Two options are available, choose a comfortable suspension fork or a light and maintenance free rigid fork on the RACE version. With the latter you will soon have a budding racer who is keen to put a number board on their handle bars and looks for every weight saving opportunity!

- + Two colour options for boys and girls
- + Recommended from approx. 5 years
- + V-brakes front and rear
- + 2x7 or 1x8 (RACE) Shimano gears
- + Rigid steel (RACE) or suspension fork
- + Front chainring equipped with chain guard, comes with side stand fitted



MATTS J16

Like our 12" kids bikes for the youngest riders, the 16" models in our MATTS J family deliver the same message: 'play with me!' Due to the low standover height, the robust aluminium frame, the easy rolling tyres and the completely covered drive train, our MATTS J16 are perfectly prepared for your little riders. They perfectly combine maximum function with having maximum fun. After all we want to make sure that kids and parents have as much of both as possible with their bike.

- + Two colour options for boys and girls
- + Recommended from approx. 3,5 years
- + Cable brakes front
- + Coaster brake rear
- + Can be equipped with stabilisers
- + Completely covered drive train for optimal protection



MATTS J12

It is one of the biggest and most important steps in a young child's life: to learn to ride a bike. It is a giant leap forward, even if the balance requirements are something completely new. Riding your bike represents autonomy for the budding little riders, and we want to make sure they enjoy every second on their 12" bike and that they simply can't wait to go out for another ride.

- + Two colour options for boys and girls
- + Recommended from approx. 2 years
- + Cable brakes front
- + Coaster brake rear
- + Can be equipped with stabilisers
- + Completely covered drive train for optimal protection

MATTS JUNIOR

Cycling is becoming a more and more important part of our every day lives. In the past, bicycles were often seen as just sports equipment or a form of transport for people who might not be able to afford a car. However these days, cycling can be an important expression of lifestyle. There are many reasons why we should encourage our children to cycle. But as parents know, only the 'fun of doing' will make your child stick with something. At MERIDA we put our efforts into making 'sensible' kids and youth bikes. Robust, long lasting aluminium frames with age appropriate geometry and specifications. New for 2017: 'real' race mountain bikes based on our BIG.SEVEN aimed at the ambitious young racer.





MATTS J TEAM



FRAME B7 TFS JUNIOR **FRAME SIZES** 13.5" **COLOR** matt black (green/white) **FORK** SR 27 XCR air LOR 100 **DERAILLEUR REAR** Sram NX 11 **SHIFTERS** Sram NX 11 **BRAKE LEVER** Tektro M286 **BRAKES** Tektro MA-kid hydraulic 160 **CHAINWHEEL** Sram NX XSYNC 28 **STEEL CHAINGUARD** attached **CHAIN** KMC X11-1 **HUBS** Alloy Disc [24H] / Alloy Disc [24H] cassette **RIM** MERIDA Matts D [24H] **FREEWHEEL** Sunrace CSMS8 11-42 **TIRES** MERIDA 26 1.95 KV 60 **SPOKES** black stainless **HANDLEBAR STEM** MERIDA Expert OS 5 **HANDLEBAR** MERIDA OS 620 Flat **HEADSET** Big Conoid Semi Neck **SEAT POST** MERIDA Expert SB15 27.2 **SADDLE** Dakar kid 24 **PEDAL** XC Alloy **WEIGHT** 14.30 kg

YOUTH & KIDS



MATTS J CHAMPION



FRAME B7 TFS JUNIOR **FRAME SIZES** 13.5" **COLOR** shiny blue (red) **FORK** SR 27 XCM HLO 100 **DERAILLEUR FRONT** Shimano Altus **DERAILLEUR REAR** Shimano Altus 9 **SHIFTERS** Shimano Altus ST rapidfire / Shimano Altus ST rapidfire 9 **BRAKE LEVER** Shimano EZ fire **BRAKES** Jack ER mechanical 160 **CHAINWHEEL** FSA Alpha Drive 32-22 165 **CHAINGUARD** attached **CHAIN** Chain 9S **HUBS** Alloy Disc [24H] / Alloy Disc [24H] cassette **RIM** MERIDA Matts D [24H] **FREEWHEEL** Sunrace CS-9S 11-32 **TIRES** MERIDA 26 2.1 **SPOKES** black stainless **HANDLEBAR STEM** MERIDA Comp 15 **HANDLEBAR** MERIDA Speed R30 620 **HEADSET** BC OV Neck **SEAT POST** MERIDA speed 27.2 **SADDLE** Dakar kid 24 **PEDAL** XC Alloy **WEIGHT** 12.90 kg **KICKSTAND** center type



MATTS J24



FRAME M24 ALLOY **FRAME SIZES** 11.5" **COLOR** 1. matt green (red) 2. matt blue (black/green) **FORK** SR XCT 50 **DERAILLEUR FRONT** Shimano TY10 **DERAILLEUR REAR** Shimano Altus 8 **SHIFTERS** Shimano RS45-3 / Shimano RS45-8 **BRAKE LEVER** Alloy Junior **BRAKES** V-Brake Linear **CHAINWHEEL** Double 32-22 152 CG **CHAINGUARD** attached **CHAIN** Chain 8s **HUBS** Alloy QR / Alloy cassette **RIM** Alloy Black **FREEWHEEL** Sunrace CS8 11-32 **TIRES** MTB 24 1.95 **SPOKES** Steel UCP **HANDLEBAR STEM** A-Head CEN 15 **HANDLEBAR** MERIDA CEN STEEL Rise 580 **HEADSET** A-Head **SEAT POST** Alloy 27.2 **SADDLE** Dakar kid 24 **PEDAL** Junior fit **WEIGHT** 13.90 kg **KICKSTAND** center type



MATTS J24

FRAME M24 ALLOY **FRAME SIZES** 11.5" **COLOR** matt pink (blue/grey) **FORK** SR XCT 50 **DERAILLEUR FRONT** Shimano TY10 **DERAILLEUR REAR** Shimano Altus 8 **SHIFTERS** Shimano RS45-3 / Shimano RS45-8 **BRAKE LEVER** Alloy Junior **BRAKES** V-Brake Linear **CHAINWHEEL** Double 32-22 152 CG **CHAINGUARD** attached **CHAIN** Chain 8s **HUBS** Alloy QR / Alloy cassette **RIM** Alloy Black **FREEWHEEL** Sunrace CS8 11-32 **TIRES** MTB 24 1.95 **SPOKES** Steel UCP **HANDLEBAR STEM** A-Head CEN 15 **HANDLEBAR** MERIDA CEN STEEL Rise 580 **HEADSET** A-Head **SEAT POST** Alloy 27.2 **SADDLE** Dakar kid 24 **PEDAL** Junior fit **WEIGHT** 13.90 kg **KICKSTAND** center type



MATTS J24 RACE

FRAME M24 ALLOY **FRAME SIZES** 11.5" **COLOR** 1. matt blue (black/green) 2. matt green (red) **FORK** Rigid steel Fork **DERAILLEUR REAR** Shimano Altus 8 **SHIFTERS** Shimano RS45-8 **BRAKE LEVER** Alloy Junior **BRAKES** V-Brake Linear **CHAINWHEEL** Single 32 152 DG **CHAINGUARD** attached **CHAIN** Chain 8s **HUBS** OV alloy [24H] / OV cassette [24H] **RIM** MERIDA Matts V [24H] **FREEWHEEL** Sunrace CS8 11-32 **TIRES** MTB 24 1.75 **SPOKES** Steel UCP **HANDLEBAR STEM** A-Head CEN 15 **HANDLEBAR** MERIDA CEN Alloy Rise 580 **HEADSET** A-Head **SEAT POST** Alloy 27.2 **SADDLE** Dakar kid 24 **PEDAL** Junior fit **WEIGHT** 11.40 kg **KICKSTAND** center type

YOUTH & KIDS



MATTS J24 RACE



FRAME M24 ALLOY **FRAME SIZES** 11.5" **COLOR** matt pink (blue/grey) **FORK** Rigid steel Fork **DERAILLEUR REAR** Shimano Altus 8 **SHIFTERS** Shimano RS45-8 **BRAKE LEVER** Alloy Junior **BRAKES** V-Brake Linear **CHAINWHEEL** Single 32 152 DG **CHAINGUARD** attached **CHAIN** Chain 8s **HUBS** OV alloy [24H] / OV cassette [24H] **RIM** MERIDA Matts V [24H] **FREEWHEEL** Sunrace CS8 11-32 **TIRES** MTB 24 1.75 **SPOKES** Steel UCP **HANDLEBAR STEM** A-Head CEN 15 **HANDLEBAR** MERIDA CEN Alloy Rise 580 **HEADSET** A-Head **SEAT POST** Alloy 27.2 **SADDLE** Dakar kid 24 **PEDAL** Junior fit **WEIGHT** 11.40 kg **KICKSTAND** center type



MATTS J20



FRAME M20 ALLOY **FRAME SIZES** 10" **COLOR** 1. matt yellow (blue) 2. matt orange (blue) **FORK** SR M3010 50 **DERAILLEUR FRONT** Shimano TZ **DERAILLEUR REAR** Shimano FT35 **SHIFTERS** Shimano RS35-3 / Shimano RS35-7 **BRAKE LEVER** Alloy Junior **BRAKES** V-Brake Linear **CHAINWHEEL** Double 32-22 CG 115L **CHAINGUARD** attached **CHAIN** chain 7s **HUBS** Alloy QR **RIM** Alloy Black **FREEWHEEL** Shimano MF-TZ21 14-28 **TIRES** MTB 20 2.0 **SPOKES** Steel UCP **HANDLEBAR STEM** A-Head CEN 15 **HANDLEBAR** MERIDA CEN STEEL Rise 540 **HEADSET** A-Head **SEAT POST** Alloy 27.2 **SADDLE** Dakar kid 20 **PEDAL** Junior fit **WEIGHT** 12.50 kg **KICKSTAND** center type



MATTS J20

FRAME M20 ALLOY **FRAME SIZES** 10" **COLOR** matt blue (grey/pink) **FORK** SR M3010 50 **DERAILLEUR FRONT** Shimano TZ **DERAILLEUR REAR** Shimano FT35 **SHIFTERS** Shimano RS35-3 / Shimano RS35-7 **BRAKE LEVER** Alloy Junior **BRAKES** V-Brake Linear **CHAINWHEEL** Double 32-22 CG 115L **CHAINGUARD** attached **CHAIN** chain 7s **HUBS** Alloy QR **RIM** Alloy Black **FREEWHEEL** Shimano MF-TZ21 14-28 **TIRES** MTB 20 2.0 **SPOKES** Steel UCP **HANDLEBAR STEM** A-Head CEN 15 **HANDLEBAR** MERIDA CEN STEEL Rise 540 **HEADSET** A-Head **SEAT POST** Alloy 27.2 **SADDLE** Dakar kid 20 **PEDAL** Junior fit **WEIGHT** 12.50 kg **KICKSTAND** center type



MATTS J20 RACE

FRAME M20 ALLOY **FRAME SIZES** 10" **COLOR** 1. matt orange (blue) 2. matt yellow (blue) **FORK** Rigid steel Fork **DERAILLEUR REAR** Shimano FT35 **SHIFTERS** Shimano RS35-7 **BRAKE LEVER** Alloy Junior **BRAKES** V-Brake Linear **CHAINWHEEL** Steel 32 DG 115L **CHAINGUARD** attached **CHAIN** chain 7s **HUBS** Alloy QR [24H] **RIM** MERIDA Matts V [24H] **FREEWHEEL** Shimano MF-TZ21 14-28 **TIRES** MTB 20 1.75 **SPOKES** Steel UCP **HANDLEBAR STEM** A-Head CEN 15 **HANDLEBAR** MERIDA CEN Alloy Rise 560 **HEADSET** A-Head **SEAT POST** Alloy 27.2 **SADDLE** Dakar kid 20 **PEDAL** Junior fit **WEIGHT** 11.10 kg **KICKSTAND** center type



MATTS J20 RACE



FRAME M20 ALLOY **FRAME SIZES** 10" **COLOR** matt blue (grey/pink) **FORK** Rigid steel Fork **DERAILLEUR REAR** Shimano FT35 **SHIFTERS** Shimano RS35-7 **BRAKE LEVER** Alloy Junior **BRAKES** V-Brake Linear **CHAINWHEEL** Steel 32 DG 115L **CHAINGUARD** attached **CHAIN** chain 7s **HUBS** Alloy QR [24H] **RIM** MERIDA Matts V [24H] **FREEWHEEL** Shimano MF-TZ21 14-28 **TIRES** MTB 20 1.75 **SPOKES** Steel UCP **HANDLEBAR STEM** A-Head CEN 15 **HANDLEBAR** MERIDA CEN Alloy Rise 560 **HEADSET** A-Head **SEAT POST** Alloy 27.2 **SADDLE** Dakar kid 20 **PEDAL** Junior fit **WEIGHT** 11.10 kg **KICKSTAND** center type



MATTS J16

FRAME M16 ALLOY-C **FRAME SIZES** 9" **COLOR** 1. matt green (black) 2. pink (blue/white) **FORK** Rigid Steel Leading end **BRAKE LEVER** little kid lever **BRAKES** Side Pull Alloy / Coaster in R.Hub. **CHAINWHEEL** Steel 28T 89L **CHAINGUARD** P-Type **CHAIN** Z410 **HUBS** Steel NT / Steel Coaster **RIM** Alloy Black **FREEWHEEL** 16T **TIRES** Kid smooth 2.1 **SPOKES** Steel UCP **HANDLEBAR STEM** Kid Ahead **HANDLEBAR** Kid Alloy Rise 500 **HEADSET** A-Head **SEAT POST** Steel **SADDLE** Dakar kid 16 **PEDAL** Kid PP **WEIGHT** 11.00 kg



MATTS J12

FRAME M12 ALLOY-C **FRAME SIZES** 7" **COLOR** 1. pink (blue/white) 2. matt blue (yellow) **FORK** Rigid Steel Leading end **BRAKE LEVER** little kid lever **BRAKES** Side Pull Alloy / Coaster in R.Hub. **CHAINWHEEL** Steel 24T 76L **CHAINGUARD** P-Type **CHAIN** Z410 **HUBS** Steel NT / Steel Coaster **RIM** Alloy Black **FREEWHEEL** 16T **TIRES** Kid smooth 2.1 **SPOKES** Steel UCP **HANDLEBAR STEM** Kid Queer **HANDLEBAR** Kid Alloy Rise 440 **HEADSET** General **SEAT POST** Steel **SADDLE** Dakar kid 12 **PEDAL** Kid PP **WEIGHT** 8.60 kg



700c – the only feature that all models in our MERIDA 2017 range have in common. In recent years, road bikes have developed far beyond just classic road bikes, with models covering many different applications: aero specialists, comfort bikes, triathlon machines, fitness bikes and cyclo cross racers all the way to the exotic track bike. New for 2017 we have the disc version of our high end SCULTURA road bike. Two totally new segments are covered; we have our first ever track bike, the REACTO TRACK and our first ever ADVENTURE model in the RIDE range with a comfort orientated geometry and 1x11 drivetrain. It is our biggest range ever, and no matter what you do, we have a bike for you.



ROAD & FITNESS OVERVIEW



SCULTURA ROAD RACE

New to the range is our SCULTURA DISC. Based on the SCULTURA, one of the lightest road bikes in the world, the new version benefits from the outstanding acceleration and comfort of the SCULTURA but with the proven reliability of disc brakes. The SCULTURA range is available with carbon or aluminium frames and has a choice of geometry on the high end carbon options. The CF4 carbon frame is more race orientated, whilst the CF2 carbon and aluminium frames have a more relaxed riding position.

- + New for 2017: SCULTURA DISC with 'DISC COOLER' feature
- + Clearance for 28mm tyres (DISC version)
- + Aero profiled tubes on CF4, CF2 and LITE frames
- + All versions 'UCI approved'
- + All models with complete internal cable routing (mechanical / electric)
- + All models with full carbon tapered fork

WARP TT TIME TRIAL



Totally focussed on aerodynamic performance, no other MERIDA road bike has spent more time in the wind tunnel. Developed for TEAM LAMPRE-MERIDA to use in the time trial stages of the World Tour, the frame is designed around 'NACA Fastback' tube profiles. Pro riders may be similar in terms of ability and fitness, but their shape and riding style varies dramatically. A key innovation on the WARP TT is a modular cockpit allowing the rider the ability to adjust the aero position depending on personal preferences and race conditions.

- + Aero optimised time trial machine
- + 'NACA Fastback' for optimised air flow
- + Completely integrated cable routing (including Di2)
- + Shimano 'Direct Mount' brake mounts front and rear
- + 'Flip Flop Head' seat post clamp for optimised seating position
- + 'Modular Cockpit' makes more than 1000 positions possible



REACTO ROAD RACE

The REACTO is TEAM LAMPRE-MERIDA riders' choice when they are looking for the aero advantage. Many hours of wind tunnel development and learnings from the WARP TT development process created the perfect aero bike. When every second counts at the end of a long breakaway, the REACTO is helping preserve your energy with its aero performance and super stiff bottom bracket, making sure all energy is turned into speed. But the REACTO is not a specialist stage bike. With its low weight and unprecedented comfort it is the regular choice for many TEAM LAMPRE-MERIDA riders and has won mountain stages, sprints and solo breakaways!

- + New for 2017: equipped with 25mm tyres
- + Race orientated geometry throughout the CF5, CF3 and aluminium frames
- + New fully integrated cockpit on the TEAM model
- + 'NACA Fastback' tube profiles for top aerodynamic performance
- + All versions 'UCI approved'
- + Aluminium model REACTO LITE with new 'One Piece Seat Tube'

WARP TRI TRIATHLON



Even though triathletes may share their ambition to complete the cycling discipline as quickly as possible with time trial competitors, there are a couple of fundamental differences: to start with, drafting might not be an option, which puts extra emphasis on the perfect riding position. Perhaps more importantly, when a time trial finishes that is it, but a triathlete has to complete the running course once they finish on the bike, which puts extra importance on reaching the transition as relaxed as possible. The WARP TRI is perfectly prepared for all that.

- + Triathlon optimised version of the WARP TT
- + 'NACA Fastback' tube profiling and aero optimised head tube section for improved air flow
- + Completely integrated cable routing (including Di2)
- + Tyre clearance for 25mm tyres
- + 'Flip Flop Head' seat post clamp for optimised seating position
- + 'Modular Cockpit' for race course specific head tube height adjustment

REACTO TRACK ROAD TRACK



Creating a completely new bike is always a special challenge, and it is not a huge surprise that following our typical MERIDA engineering approach our first ever track bike shoots straight to the top of the class. Based on the REACTO aero aluminium road bike, our new REACTO TRACK gets reworked with a unique geometry and also much greater than normal rear dropout adjustability which allows the rider to use a variety of chain ring sizes without adjusting the chain length.

- + Completely new for 2017
- + Horizontal rear dropouts with extra big adjustability to allow the usage of a variety of chain rings with the same chain length
- + komfortable Carbon-Aero-Sattelstütze
- + 'NACA Fastback' tube profile for improved aerodynamics
- + Carbon fork with hidden front brake fixings making the bike Fixie ready

SPEEDER FITNESS



The SPEEDER is so much more than simply a 'flat bar' variation of the road bike theme. Granted, our SPEEDER has adapted the agility and acceleration of its road bike genes but due to its flat handle bar setup also offers real everyday usability: It is a great commuter offering speed, comfort and good visibility. However, it is highly adaptable; it can be the towing truck for your kids' trailer and with its 28mm tyres the SPEEDER doesn't even shy away from gravel tracks.

- + Hugely capable everyday fitness bike
- + Available with 2x or 3x drivetrain. Trailer usage possible
- + Carbon and aluminium models available
- + Disc brake only
- + 28 or 32mm tyres
- + Adaptable position: either low and sporty or more upright and relaxed

RIDE ROAD COMFORT



We design comfort into all of our road bikes, but for the RIDE it is its raison d'être. Designed with a more upright riding position to ease the pressure on your back and shoulders and blessed with tyres up to 28mm wide to cushion your ride, it is the little details that make a big difference. The RIDE is your ideal partner for long days in the saddle. Available in carbon or aluminium versions, with disc or rim brakes. New for 2017 we have a 1x11 ADVENTURE model which caters to gravel fans.

- + New for 2017: extended model range
- + Shorter top tube and longer head tube create a more relaxed geometry
- + Clearance to take up to 28mm tyres (DISC)
- + All models with full carbon tapered fork
- + Carbon models with 15mm through axle in the front, quick release rear
- + ADVENTURE model with gravel characteristics, 1x11 drivetrain, 28mm tyres and hydraulic disc brakes

CYCLO CROSS CX



The CYCLO CROSS range has sporty ambitions. Whether you are looking at a carbon 'proper' cyclo crosser packed with features like through axles or considering the aluminium model as an all year round road bike, the CYCLO CROSS symbolises versatility. This is especially true when you consider that all models come equipped with powerful, reliable disc brakes which are unaffected by the weather.

- + Carbon and aluminium models available, All models equipped with disc brakes
- + 1x 11 or 2x 10 drivetrain
- + Carbon forks with 15mm through axle (model dependent)
- + 33mm wide cross tyres
- + Carbon frames with 12mm rear through axle, internal cable and hidden mudguards fixings

ROAD RACE

SCULTURA

Only last year we presented the new SCULTURA, designed to be the 'work horse' of TEAM LAMPRE-MERIDA. We also created our super light SCULTURA LTD which grabbed the much fought over title of 'lightest production bike in the world'. This year we present the disc equipped SCULTURA DISC models following the SCULTURA with regards to stiffness, comfort and performance whilst adding constant all-weather braking performance to the mix. Equipped with 160mm discs and (through axles on all carbon models) the new SCULTURA DISC range will be of interest to all road riders who don't make their ride dependent on the weather forecast.





SCULTURA TEAM



FRAME SCULTURA CF4 **FRAME SIZES** 44cm 47cm 50cm 52cm 54cm 56cm 59cm **COLOR** matt UD Carbon/white **FORK** Scultura Mid Superlite **DERAILLEUR FRONT** Shimano Dura Ace **DERAILLEUR REAR** Shimano Dura Ace **SHIFTERS** Shimano Dura Ace **BRAKE LEVER** Shimano Dura Ace **BRAKES** Shimano Dura Ace / Shimano Dura Ace-direct **CHAINWHEEL** Rotor 3D30 noQ 52-36 [386] **CHAIN** KMC X11SL DLC **HUBS** attached **RIM** Fulcrum Racing Quattro carbon **FREEWHEEL** Shimano CS-9100-11 11-28 **TIRES** Continental Grand Prix 4000S 25 KV **SPOKES** attached **HANDLEBAR STEM** FSA OS99 -6 **HANDLEBAR** FSA K-Force Compact OS **HEADSET** B44-4852-BCP carbon neck pro **SEAT POST** MERIDA EGM-light-27.2 SB15 [E] **SADDLE** Prologo Scratch 2 T2.0

ROAD RACE



SCULTURA 9000-E



FRAME SCULTURA CF4 **FRAME SIZES** 44cm 47cm 50cm 52cm 54cm 56cm 59cm **COLOR** matt UD Carbon (white) **FORK** Scultura Mid Superlite **DERAILLEUR FRONT** Sram Red eTap **DERAILLEUR REAR** Sram Red eTap **SHIFTERS** Sram Red eTap **BRAKE LEVER** Sram Red eTap **BRAKES** Sram Red / MERIDA Road pro direct **CHAINWHEEL** Sram Red 50-34 [386] **CHAIN** Sram Red **HUBS** attached **RIM** DT Swiss RC 28 Spline C Mon Chasseral **FREEWHEEL** Sram XG-1190 11-28 **TIRES** Continental Grand Prix 4000S 25 KV **SPOKES** attached **HANDLEBAR STEM** FSA OS99 -6 **HANDLEBAR** FSA K-Force Compact OS **HEADSET** B44-4852-BCP carbon neck pro **SEAT POST** MERIDA EGM-light-27.2 SB15 **SADDLE** Selle Italia SLR KIT CARBONIO **WEIGHT** 6.10 kg



SCULTURA 7000-E



FRAME SCULTURA CF4 **FRAME SIZES** 44cm 47cm 50cm 52cm 54cm 56cm 59cm **COLOR** matt red/UD Carbon **FORK** Scultura Mid Superlite **DERAILLEUR FRONT** Shimano Ultegra D Di2 **DERAILLEUR REAR** Shimano Ultegra SS Di2 **SHIFTERS** Shimano Ultegra Di2 **BRAKE LEVER** Shimano Ultegra Di2 **BRAKES** Shimano Ultegra / Shimano Ultegra-direct **CHAINWHEEL** Shimano Ultegra 50-34 [BSA] **CHAIN** KMC X11EL **HUBS** attached **RIM** DT Swiss R23 Spline **FREEWHEEL** Shimano CS-6800-11 11-28 **TIRES** Continental Grand Sport Race 25 fold **SPOKES** attached **HANDLEBAR STEM** FSA Gossamer pro -6 **HANDLEBAR** FSA Gossamer compact OS **HEADSET** B44-4852 bearing neck pro **SEAT POST** MERIDA EGM-light-27.2 SB15 [E] **SADDLE** Prologo Scratch 2 T2.0 **WEIGHT** 7.30 kg



SCULTURA 6000



FRAME SCULTURA CF2 **FRAME SIZES** 44cm 47cm 50cm 52cm 54cm 56cm 59cm **COLOR** 1. matt blue/blue (lime) 2. silk UD Carbon/anthracite (white) **FORK** Road carbon Race **DERAILLEUR FRONT** Shimano Ultegra D **DERAILLEUR REAR** Shimano Ultegra SS **SHIFTERS** Shimano Ultegra **BRAKE LEVER** Shimano Ultegra **BRAKES** Shimano Ultegra **CHAINWHEEL** Shimano Ultegra 50-34 [PF86] **CHAIN** KMC X11EL **HUBS** attached **RIM** Fulcrum Racing Expert **FREEWHEEL** Shimano CS-6800-11 11-28 **TIRES** Continental Grand Sport Race 25 fold **SPOKES** attached **HANDLEBAR STEM** MERIDA Expert Carbon OS -5 **HANDLEBAR** MERIDA Expert Compact road OS **HEADSET** Big Conoid S-bearing neck pro **SEAT POST** MERIDA carbon Expert SB15 27.2 **SADDLE** Prologo Kappa 3 **WEIGHT** 7.90 kg



SCULTURA 5000



FRAME SCULTURA CF2 **FRAME SIZES** 44cm 47cm 50cm 52cm 54cm 56cm 59cm **COLOR** 1. matt white/UD Carbon 2. matt UD Carbon (green) **FORK** Road carbon Race **DERAILLEUR FRONT** Shimano Ultegra D **DERAILLEUR REAR** Shimano Ultegra SS **SHIFTERS** Shimano Ultegra **BRAKE LEVER** Shimano Ultegra **BRAKES** Shimano R561 **CHAINWHEEL** Shimano RS500 50-34 [PF86] **CHAIN** KMC X11 **HUBS** Road seal Bearing **RIM** MERIDA Expert SL pair **FREEWHEEL** Shimano CS-5800-11 11-28 **TIRES** Continental Ultra Sport II 25 fold **SPOKES** Double Butted Black stainless **HANDLEBAR STEM** MERIDA Expert Carbon OS -5 **HANDLEBAR** MERIDA Expert Compact road OS **HEADSET** Big Conoid S-bearing neck pro **SEAT POST** MERIDA carbon Expert SB15 27.2 **SADDLE** MERIDA Sport **WEIGHT** 8.00 kg

ROAD RACE



SCULTURA 4000



FRAME SCULTURA CF2 **FRAME SIZES** 44cm 47cm 50cm 52cm 54cm 56cm 59cm **COLOR** 1. green/anthracite (black) 2. white/anthracite (red) **FORK** Road carbon Race **DERAILLEUR FRONT** Shimano 105 D **DERAILLEUR REAR** Shimano 105 SS **SHIFTERS** Shimano 105 **BRAKE LEVER** Shimano 105 **BRAKES** MERIDA Road Pro **CHAINWHEEL** Shimano 105 50-34 [PF86] **CHAIN** KMC X11 **HUBS** Road seal Bearing **RIM** MERIDA comp SL 24 pair **FREEWHEEL** Shimano CS-5800-11 11-28 **TIRES** Continental Ultra Sport II 25 fold **SPOKES** Double Butted Black stainless **HANDLEBAR STEM** MERIDA Expert Carbon OS -5 **HANDLEBAR** MERIDA Expert Compact road OS **HEADSET** Big Conoid S-bearing neck pro **SEAT POST** MERIDA carbon Expert SB15 27.2 **SADDLE** MERIDA Sport **WEIGHT** 8.20 kg



SCULTURA 500



FRAME SCULTURA LITE **FRAME SIZES** 44cm 47cm 50cm 52cm 54cm 56cm 59cm **COLOR** matt green/black **FORK** Road carbon Race **DERAILLEUR FRONT** Shimano Ultegra D **DERAILLEUR REAR** Shimano Ultegra SS **SHIFTERS** Shimano Ultegra **BRAKE LEVER** Shimano Ultegra **BRAKES** Shimano R561 **CHAINWHEEL** Shimano RS500 50-34 [PF86] **CHAIN** KMC X11 **HUBS** Road seal Bearing **RIM** MERIDA Expert SL pair **FREEWHEEL** Shimano CS-5800-11 11-28 **TIRES** Continental Ultra Sport II 25 fold **SPOKES** Double Butted Black stainless **HANDLEBAR STEM** MERIDA Expert OS -5 **HANDLEBAR** MERIDA Expert Compact road OS **HEADSET** Big Conoid S-bearing neck pro **SEAT POST** MERIDA carbon Expert SB15 27.2 **SADDLE** MERIDA Sport **WEIGHT** 8.50 kg

ROAD RACE



SCULTURA 400



FRAME SCULTURA LITE **FRAME SIZES** 44cm 47cm 50cm 52cm 54cm 56cm 59cm **COLOR** 1. matt red/black 2. green/anthracite (black) **FORK** Road carbon Race **DERAILLEUR FRONT** Shimano 105 D **DERAILLEUR REAR** Shimano 105 SS **SHIFTERS** Shimano 105 **BRAKE LEVER** Shimano 105 **BRAKES** MERIDA Road Pro **CHAINWHEEL** Shimano 105 50-34 [PF86] **CHAIN** KMC X11 **HUBS** Road seal Bearing **RIM** MERIDA comp SL 24 pair **FREEWHEEL** Shimano CS-5800-11 11-28 **TIRES** Maxxis Dolemites 25 fold **SPOKES** Double Butted Black stainless **HANDLEBAR STEM** MERIDA Expert OS -5 **HANDLEBAR** MERIDA Expert Compact road OS **HEADSET** Big Conoid S-bearing neck pro **SEAT POST** MERIDA carbon Expert SB15 27.2 **SADDLE** MERIDA Sport **WEIGHT** 8.60 kg



SCULTURA 300



FRAME SCULTURA LITE **FRAME SIZES** 44cm 47cm 50cm 52cm 54cm 56cm 59cm **COLOR** black/metallic blue **FORK** Road carbon Race **DERAILLEUR FRONT** Shimano TIAGRA D **DERAILLEUR REAR** Shimano TIAGRA SS **SHIFTERS** Shimano Tiagra Dual control **BRAKE LEVER** Shimano Tiagra **BRAKES** MERIDA Road Comp **CHAINWHEEL** Shimano TIAGRA 50-34 [PF86] **CHAIN** KMC X10 **HUBS** Road seal Bearing **RIM** MERIDA comp SL 24 pair **FREEWHEEL** Shimano CS-HG500-10 12-28 **TIRES** Maxxis Dolemites 25 fold **SPOKES** Black stainless **HANDLEBAR STEM** MERIDA Expert OS -5 **HANDLEBAR** MERIDA Expert Compact road OS **HEADSET** Big Conoid semi neck pro **SEAT POST** MERIDA carbon Expert SB15 27.2 **SADDLE** MERIDA Sport **WEIGHT** 9.00 kg



SCULTURA 200



FRAME SCULTURA LITE **FRAME SIZES** 44cm 47cm 50cm 52cm 54cm 56cm 59cm **COLOR** 1. matt metallic black 2. matt metallic black (green) **FORK** Road carbon Race **DERAILLEUR FRONT** Shimano Sora D **DERAILLEUR REAR** Shimano Sora SS **SHIFTERS** Shimano Sora **BRAKE LEVER** Shimano Sora **BRAKES** ROAD Dual Pivot **CHAINWHEEL** Shimano R345 50-34 [octa] **CHAIN** KMC M99 **HUBS** Road seal Bearing **RIM** MERIDA comp SL 20 pair **FREEWHEEL** Sunrace CS-9S 11-28 **TIRES** Maxxis Dolomites 25 fold **SPOKES** Black stainless **HANDLEBAR STEM** MERIDA Comp OS -6 **HANDLEBAR** MERIDA Expert Compact road OS **HEADSET** Big Conoid semi neck pro **SEAT POST** MERIDA road comp SB12 27.2 **SADDLE** MERIDA Sport **WEIGHT** 9.20 kg



SCULTURA 100



FRAME SCULTURA LITE **FRAME SIZES** 44cm 47cm 50cm 52cm 54cm 56cm 59cm **COLOR** 1. green/black 2. blue/black **FORK** Road carbon Race **DERAILLEUR FRONT** Shimano Claris D **DERAILLEUR REAR** Shimano Sora SS **SHIFTERS** Shimano Claris **BRAKE LEVER** Shimano Claris **BRAKES** ROAD Dual Pivot **CHAINWHEEL** FSA Tempo 50-34 **CHAIN** Chain 8s **HUBS** Road seal Bearing **RIM** MERIDA comp SL 20 pair **FREEWHEEL** Sunrace CS8 11-28 **TIRES** Maxxis Dolomites 25 fold **SPOKES** Black stainless **HANDLEBAR STEM** MERIDA Comp OS -6 **HANDLEBAR** MERIDA Expert Compact road OS **HEADSET** Big Conoid semi neck pro **SEAT POST** MERIDA road comp SB12 27.2 **SADDLE** MERIDA Sport **WEIGHT** 9.40 kg

ROAD RACE



SCULTURA DISC TEAM



FRAME SCULTURA DISC CF5 / CF4 **FRAME SIZES** 44cm 47cm 50cm 52cm 54cm 56cm 59cm **COLOR** matt white/UD Carbon **FORK** Scultura Carbon CF4 Disc 12 **DERAILLEUR FRONT** Shimano Dura Ace **DERAILLEUR REAR** Shimano Dura Ace **SHIFTERS** Shimano RS685 disc **BRAKE LEVER** Shimano RS685 disc **BRAKES** Shimano RS805 160 **CHAINWHEEL** Rotor 3D30 noQ 52-36 [386] **CHAIN** KMC X11SL DLC **HUBS** attached **RIM** Fulcrum Racing Quattro disc carbon **FREEWHEEL** Shimano CS-9100-11 11-28 **TIRES** Continental Grand Prix 4000S 25 KV **SPOKES** attached **HANDLEBAR STEM** FSA OS99 -6 **HANDLEBAR** FSA K-Force Compact OS **HEADSET** B44-4852-BCP carbon neck pro **SEAT POST** MERIDA EGM-light-27.2 SB15 [E] **SADDLE** Prologo Scratch 2 T2.0 **WEIGHT** 7.50 kg



SCULTURA DISC 7000-E



FRAME SCULTURA DISC CF5 / CF4 **FRAME SIZES** 44cm 47cm 50cm 52cm 54cm 56cm 59cm **COLOR** matt red/UD Carbon **FORK** Scultura Carbon CF4 Disc 12 **DERAILLEUR** **FRONT** Shimano Ultegra D Di2 **DERAILLEUR REAR** Shimano Ultegra SS Di2 **SHIFTERS** Shimano R785 Di2 disc **BRAKE LEVER** Shimano RS685 disc **BRAKES** Shimano RS805 160 **CHAINWHEEL** Shimano Ultegra 50-34 [BSA] **CHAIN** KMC X11EL **HUBS** attached **RIM** DT Swiss R23 Spline DB **FREEWHEEL** Shimano CS-6800-11 11-28 **TIRES** Continental Grand Sport Race 25 fold **SPOKES** attached **HANDLEBAR STEM** MERIDA Expert Carbon OS -5 **HANDLEBAR** MERIDA Expert Compact road OS **HEADSET** B44-4852-BCP carbon neck pro **SEAT POST** MERIDA EGM-Light-27.2 SB15 [E] **SADDLE** Prologo Scratch 2 T2.0 **WEIGHT** 7.80 kg

ROAD RACE



SCULTURA DISC 6000



FRAME SCULTURA DISC CF2 **FRAME SIZES** 44cm 47cm 50cm 52cm 54cm 56cm 59cm **COLOR** 1. matt blue/blue (lime) 2. silk UD Carbon/anthracite (white) **FORK** Scultura Carbon CF2 Disc 12 **DERAILLEUR FRONT** Shimano Ultegra D **DERAILLEUR REAR** Shimano Ultegra SS **SHIFTERS** Shimano RS685 disc **BRAKE LEVER** Shimano RS685 disc **BRAKES** Shimano RS805 160 **CHAINWHEEL** Shimano Ultegra 50-34 [PF86] **CHAIN** KMC X11EL **HUBS** attached **RIM** Fulcrum Racing Expert disc **FREEWHEEL** Shimano CS-6800-11 11-28 **TIRES** Continental Grand Sport Race 25 fold **SPOKES** attached **HANDLEBAR STEM** MERIDA Expert Carbon OS -5 **HANDLEBAR** MERIDA Expert Compact road OS **HEADSET** Big Conoid S-bearing neck pro **SEAT POST** MERIDA carbon Expert SB15 27.2 **SADDLE** Prologo Kappa 3 **WEIGHT** 8.40 kg



SCULTURA DISC 5000



FRAME SCULTURA DISC CF2 **FRAME SIZES** 44cm 47cm 50cm 52cm 54cm 56cm 59cm **COLOR** 1. matt white/UD Carbon 2. matt UD Carbon (green) **FORK** Scultura Carbon CF2 Disc 12 **DERAILLEUR FRONT** Shimano Ultegra D **DERAILLEUR REAR** Shimano Ultegra SS **SHIFTERS** Shimano RS685 disc **BRAKE LEVER** Shimano RS685 disc **BRAKES** Shimano RS805 160 **CHAINWHEEL** Shimano RS500 50-34 [PF86] **CHAIN** KMC X11 **HUBS** Bearing Centerlock-12 **RIM** MERIDA Expert 22 SL disc pair **FREEWHEEL** Shimano CS-5800-11 11-28 **TIRES** Continental Ultra Sport II 25 fold **SPOKES** Double Butted Black stainless **HANDLEBAR STEM** MERIDA Expert Carbon OS -5 **HANDLEBAR** MERIDA Expert Compact road OS **HEADSET** Big Conoid S-bearing neck pro **SEAT POST** MERIDA carbon Expert SB15 27.2 **SADDLE** MERIDA Sport **WEIGHT** 8.50 kg



SCULTURA DISC 4000



FRAME SCULTURA DISC CF2 **FRAME SIZES** 44cm 47cm 50cm 52cm 54cm 56cm 59cm **COLOR** 1. white/anthracite (red) 2. green/anthracite (white) **FORK** Scultura Carbon CF2 Disc 12 **DERAILLEUR FRONT** Shimano 105 D **DERAILLEUR REAR** Shimano 105 SS **SHIFTERS** Shimano RS505 disc **BRAKE LEVER** Shimano RS505 **BRAKES** Shimano RS505 160 **CHAINWHEEL** Shimano 105 50-34 [PF86] **CHAIN** KMC X11 **HUBS** Bearing Centerlock-12 **RIM** MERIDA comp 22 disc pair **FREEWHEEL** Shimano CS-5800-11 11-28 **TIRES** Continental Ultra Sport II 25 fold **SPOKES** Double Butted Black stainless **HANDLEBAR STEM** MERIDA Expert Carbon OS -5 **HANDLEBAR** MERIDA Expert Compact road OS **HEADSET** Big Conoid S-bearing neck pro **SEAT POST** MERIDA carbon Expert SB15 27.2 **SADDLE** MERIDA Sport **WEIGHT** 8.70 kg



SCULTURA DISC 500



FRAME SCULTURA DISC LITE **FRAME SIZES** 44cm 47cm 50cm 52cm 54cm 56cm 59cm **COLOR** matt green/black **FORK** Scultura Carbon CF2 Disc 12 **DERAILLEUR FRONT** Shimano Ultegra D **DERAILLEUR REAR** Shimano Ultegra SS **SHIFTERS** Shimano RS685 disc **BRAKE LEVER** Shimano RS685 disc **BRAKES** Shimano RS805 160 **CHAINWHEEL** Shimano RS500 50-34 [PF86] **CHAIN** KMC X11 **HUBS** Bearing Centerlock-12 **RIM** MERIDA Expert 22 SL disc pair **FREEWHEEL** Shimano CS-5800-11 11-28 **TIRES** Continental Ultra Sport II 25 fold **SPOKES** Double Butted Black stainless **HANDLEBAR STEM** MERIDA Expert OS -5 **HANDLEBAR** MERIDA Expert Compact road OS **HEADSET** Big Conoid S-bearing neck pro **SEAT POST** MERIDA carbon Expert SB15 27.2 **SADDLE** MERIDA Sport **WEIGHT** 9.00 kg

ROAD RACE



SCULTURA DISC 400



FRAME SCULTURA DISC LITE **FRAME SIZES** 44cm 47cm 50cm 52cm 54cm 56cm 59cm **COLOR** 1. matt red/black 2. green/anthracite (black) **FORK** Scultura Carbon CF2 Disc 12 **DERAILLEUR FRONT** Shimano 105 D **DERAILLEUR REAR** Shimano 105 SS **SHIFTERS** Shimano RS505 disc **BRAKE LEVER** Shimano RS505 **BRAKES** Shimano RS505 160 **CHAINWHEEL** Shimano 105 50-34 [PF86] **CHAIN** KMC X11 **HUBS** Bearing Centerlock-12 **RIM** MERIDA comp 22 disc pair **FREEWHEEL** Shimano CS-5800-11 11-28 **TIRES** Maxxis Dolemites 25 fold **SPOKES** Black stainless **HANDLEBAR STEM** MERIDA Expert OS -5 **HANDLEBAR** MERIDA Expert Compact road OS **HEADSET** Big Conoid S-bearing neck pro **SEAT POST** MERIDA carbon Expert SB15 27.2 **SADDLE** MERIDA Sport **WEIGHT** 9.20 kg



SCULTURA DISC 200



FRAME SCULTURA DISC LITE **FRAME SIZES** 44cm 47cm 50cm 52cm 54cm 56cm 59cm **COLOR** 1. matt metallic black 2. matt metallic black (green) **FORK** Scultura Carbon CF2 Disc 12 **DERAILLEUR FRONT** Shimano Sora D **DERAILLEUR REAR** Shimano Sora SS **SHIFTERS** Shimano Sora **BRAKE LEVER** Shimano Sora **BRAKES** Promax Decode R Mechanical disc **CHAINWHEEL** Shimano R345 50-34 [octa] **CHAIN** KMC M99 **HUBS** Bearing disc-12 / Alloy Disc cassette **RIM** MERIDA comp 22 disc pair **FREEWHEEL** Sunrace CS-9S 11-28 **TIRES** Maxxis Dolemites 25 fold **SPOKES** Black stainless **HANDLEBAR STEM** MERIDA Comp OS -6 **HANDLEBAR** MERIDA Expert Compact road OS **HEADSET** Big Conoid semi neck pro **SEAT POST** MERIDA road comp SB12 27.2 **SADDLE** MERIDA Sport **WEIGHT** 9.70 kg



REACTO

Even when a race is over many kilometres, more often than not it is the last few metres when it really counts as you fight for the finish line just centimetres ahead of your nearest rival. But you prepared for this hours ago out on the course, your REACTO saving you that all important energy through its aero efficiency. The superb frame stiffness enables you to leap away over the last few meters. For 2017 we have improved comfort even more by adding 25mm tyres which will help to smooth the ride and keep more reserves for the sprint. The REACTO aluminium models receive a big visual update: our new 'One Piece Design' seat tube means your friends won't be able to tell whether your frame is carbon or aluminium.





REACTO TEAM-E FRAME-KIT

FRAME REACTO CF5 **FRAME SIZES** 47cm 50cm 52cm 54cm 56cm 59cm **COLOR** matt white/UD Carbon **FORK** Reacto Carbon superlite-direct **HEADSET** B47-4856 bearing carbon neck pro **SEAT POST** Reacto carbon Race [Di2 ready]

ROAD RACE



REACTO DA LTD



FRAME REACTO CF3 **FRAME SIZES** 47cm 50cm 52cm 54cm 56cm 59cm **COLOR** anthracite/pearl white **FORK** Reacto Carbon pro-direct **DERAILLEUR FRONT** Shimano Dura Ace **DERAILLEUR REAR** Shimano Dura Ace **SHIFTERS** Shimano Dura Ace **BRAKE LEVER** Shimano Dura Ace **BRAKES** Shimano Ultegra-direct **CHAINWHEEL** Rotor 2D noQ 52-36 [386] **CHAIN** KMC X11EL **HUBS** attached **RIM** Vision Metron 55 **FREEWHEEL** Shimano CS-6800-11 11-28 **TIRES** Continental Grand Sport Race 25 fold **HANDLEBAR STEM** FSA Gossamer pro -6 **HANDLEBAR** FSA Gossamer compact OS **HEADSET** B47-4856 bearing carbon neck pro **SEAT POST** Reacto carbon Race [DI2 ready] **SADDLE** Prologo new Nago Evo T2.0 **WEIGHT** 7.90 kg



REACTO 7000-E



FRAME REACTO CF3 **FRAME SIZES** 47cm 50cm 52cm 54cm 56cm 59cm **COLOR** matt UD Carbon/red **FORK** Reacto Carbon pro-direct **DERAILLEUR FRONT** Shimano Ultegra D Di2 **DERAILLEUR REAR** Shimano Ultegra SS Di2 **SHIFTERS** Shimano Ultegra Di2 **BRAKE LEVER** Shimano Ultegra Di2 **BRAKES** Shimano Ultegra-direct **CHAINWHEEL** Shimano Ultegra 52-36 [PF to 386] **CHAIN** KMC X11EL **HUBS** attached **RIM** Fulcrum Quattro 35 special edition **FREEWHEEL** Shimano CS-5800-11 11-28 **TIRES** Continental Grand Sport Race 25 fold **HANDLEBAR STEM** FSA Gossamer pro -6 **HANDLEBAR** FSA Gossamer compact OS **HEADSET** B47-4856 bearing carbon neck pro **SEAT POST** Reacto carbon Race [Di2 ready] **SADDLE** Prologo new Nago Evo T2.0 **WEIGHT** 8.10 kg

ROAD RACE



REACTO 6000



FRAME REACTO CF3 **FRAME SIZES** 47cm 50cm 52cm 54cm 56cm 59cm **COLOR** matt blue/dark blue/lime **FORK** Reacto Carbon pro-direct **DERAILLEUR FRONT** Shimano Ultegra D **DERAILLEUR REAR** Shimano Ultegra SS **SHIFTERS** Shimano Ultegra **BRAKE LEVER** Shimano Ultegra **BRAKES** Shimano 105-direct **CHAINWHEEL** Shimano Ultegra 52-36 [PF to 386] **CHAIN** KMC X11 **HUBS** attached **RIM** Fulcrum Quattro 35 special edition **FREEWHEEL** Shimano CS-5800-11 11-28 **TIRES** Continental Grand Sport Race 25 fold **HANDLEBAR STEM** MERIDA Expert Carbon OS -5 **HANDLEBAR** MERIDA Expert Compact road OS **HEADSET** B47-4856 bearing neck pro **SEAT POST** Reacto carbon Race [Di2 ready] **SADDLE** Prologo new Nago Evo T2.0 **WEIGHT** 8.10 kg



REACTO 5000



FRAME REACTO CF3 **FRAME SIZES** 47cm 50cm 52cm 54cm 56cm 59cm **COLOR** green/anthracite (black) **FORK** Reacto Carbon pro-direct **DERAILLEUR FRONT** Shimano Ultegra D **DERAILLEUR REAR** Shimano Ultegra SS **SHIFTERS** Shimano Ultegra **BRAKE LEVER** Shimano Ultegra **BRAKES** Shimano 105-direct **CHAINWHEEL** FSA Gossamer Pro 52-36 [386] **CHAIN** KMC X11 **HUBS** Road seal Bearing **RIM** MERIDA Expert 35 CW pair **FREEWHEEL** Shimano CS-5800-11 11-28 **TIRES** Continental Grand Sport Race 25 fold **SPOKES** Double Butted Black stainless **HANDLEBAR STEM** MERIDA Expert Carbon OS -5 **HANDLEBAR** MERIDA Expert Compact road OS **HEADSET** B47-4856 bearing neck pro **SEAT POST** Reacto carbon Race [Di2 ready] **SADDLE** MERIDA Race **WEIGHT** 8.50 kg



REACTO 5000



FRAME REACTO CF3 **FRAME SIZES** 47cm 50cm 52cm 54cm 56cm 59cm **COLOR** red (black) **FORK** Reacto Carbon pro-direct **DERAILLEUR FRONT** Shimano Ultegra D **DERAILLEUR REAR** Shimano Ultegra SS **SHIFTERS** Shimano Ultegra **BRAKE LEVER** Shimano Ultegra **BRAKES** Shimano 105-direct **CHAINWHEEL** FSA Gossamer Pro 52-36 [386] **CHAIN** KMC X11 **HUBS** Road seal Bearing **RIM** MERIDA Expert 35 CW pair **FREEWHEEL** Shimano CS-5800-11 11-28 **TIRES** Continental Grand Sport Race 25 fold **SPOKES** Double Butted Black stainless **HANDLEBAR STEM** MERIDA Expert Carbon OS -5 **HANDLEBAR** MERIDA Expert Compact road OS **HEADSET** B47-4856 bearing neck pro **SEAT POST** Reacto carbon Race [Di2 ready] **SADDLE** MERIDA Race **WEIGHT** 8.50 kg



REACTO 4000



FRAME REACTO CF3 **FRAME SIZES** 47cm 50cm 52cm 54cm 56cm 59cm **COLOR** 1. matt UD Carbon (green) 2. matt white/UD Carbon **FORK** Reacto Carbon pro-direct **DERAILLEUR FRONT** Shimano 105 D **DERAILLEUR REAR** Shimano 105 SS **SHIFTERS** Shimano 105 **BRAKE LEVER** Shimano 105 **BRAKES** Shimano 105-direct **CHAINWHEEL** FSA Gossamer Pro 52-36 [386] **CHAIN** KMC X11 **HUBS** Road seal Bearing **RIM** MERIDA Expert 35 CW pair **FREEWHEEL** Shimano CS-5800-11 11-28 **TIRES** Continental Ultra Sport II 25 fold **SPOKES** Double Butted Black stainless **HANDLEBAR STEM** MERIDA Expert Carbon OS -5 **HANDLEBAR** MERIDA Expert Compact road OS **HEADSET** B47-4856 bearing neck pro **SEAT POST** Reacto carbon Race [Di2 ready] **SADDLE** MERIDA Race **WEIGHT** 8.50 kg

ROAD RACE



REACTO 500



FRAME REACTO LITE **FRAME SIZES** 47cm 50cm 52cm 54cm 56cm 59cm **COLOR** matt green/black (white) **FORK** Reacto Carbon Race **DERAILLEUR FRONT** Shimano Ultegra D **DERAILLEUR REAR** Shimano Ultegra SS **SHIFTERS** Shimano Ultegra **BRAKE LEVER** Shimano Ultegra **BRAKES** Shimano 105 / Shimano 105-direct **CHAINWHEEL** FSA Gossamer Pro 52-36 Mega [BSA] **CHAIN** KMC X11 **HUBS** Road seal Bearing **RIM** MERIDA Expert 35 CW pair **FREEWHEEL** Shimano CS-5800-11 11-28 **TIRES** Maxxis Dolomites 25 fold **SPOKES** Double Butted Black stainless **HANDLEBAR STEM** MERIDA Expert OS -5 **HANDLEBAR** MERIDA Expert Compact road OS **HEADSET** Big Conoid S-bearing neck pro **SEAT POST** Reacto carbon **SADDLE** MERIDA Race **WEIGHT** 9.20 kg



REACTO 400



FRAME REACTO LITE **FRAME SIZES** 47cm 50cm 52cm 54cm 56cm 59cm **COLOR** 1. matt red/black (grey) 2. matt white/metallic black **FORK** Reacto Carbon Race **DERAILLEUR FRONT** Shimano 105 D **DERAILLEUR REAR** Shimano 105 SS **SHIFTERS** Shimano 105 **BRAKE LEVER** Shimano 105 **BRAKES** MERIDA Road Pro / MERIDA Reacto direct **CHAINWHEEL** FSA Gossamer 52-36 Mega [BSA] **CHAIN** KMC X11 **HUBS** Road seal Bearing **RIM** MERIDA Comp 30 CW **FREEWHEEL** Shimano CS-5800-11 11-28 **TIRES** Maxxis Dolemites 25 fold **SPOKES** Black stainless **HANDLEBAR STEM** MERIDA Expert OS -5 **HANDLEBAR** MERIDA Expert Compact road OS **HEADSET** Big Conoid S-bearing neck pro **SEAT POST** Reacto carbon **SADDLE** MERIDA Race **WEIGHT** 9.30 kg



REACTO 300



FRAME REACTO LITE **FRAME SIZES** 47cm 50cm 52cm 54cm 56cm 59cm **COLOR** 1. matt blue/black (grey) 2. black/yellow **FORK** Reacto Carbon Race **DERAILLEUR FRONT** Shimano TIAGRA D **DERAILLEUR REAR** Shimano TIAGRA SS **SHIFTERS** Shimano Tiagra Dual control **BRAKE LEVER** Shimano Tiagra **BRAKES** MERIDA Road Comp / MERIDA Reacto direct **CHAINWHEEL** FSA Omega 52-36 Mega [BSA] **CHAIN** KMC X10 **HUBS** Road seal Bearing **RIM** MERIDA Comp 30 CW **FREEWHEEL** Shimano CS-HG500-10 12-28 **TIRES** Maxxis Dolemites 25 fold **SPOKES** Black stainless **HANDLEBAR STEM** MERIDA Expert OS -5 **HANDLEBAR** MERIDA Expert Compact road OS **HEADSET** Big Conoid semi neck pro **SEAT POST** Reacto carbon **SADDLE** MERIDA Race **WEIGHT** 9.60 kg

REACTO TRACK

As a discipline in its own right, as a training alternative for the winter or 'just for fun': anyone who tastes the charm of the track will stay true forever. The solid connection with your bike, the endless pedaling motion, the unparalleled sound as you chase each other around the oval, the steepness of the bank which allows you to jump into the straight with the brutal force of gravity make riding the track an unforgettable experience. With the REACTO TRACK we present our first ever track bike. Thanks to the super stiff aluminium frame which can withstand the most powerful acceleration, the level of rear dropout adjustability, the aerodynamically optimised 'NACA Fastback' tube profile and finer details like the option to fit a front brake push the REACTO TRACK into a promising position, right from the start.





REACTO TRACK 900



FRAME REACTO LITE TRACK **FRAME SIZES** 47cm 50cm 52cm 54cm 56cm 59cm **COLOR** black/silver **FORK** Reacto Carbon Track **CHAINWHEEL** Sram Omnium 48T **CHAIN** KMC X101 **HUBS** attached **RIM** Mavic Ellipse **FREEWHEEL** 15T **TIRES** Continental Grand Sport Race 23 fold **SPOKES** Black stainless **HANDLEBAR STEM** MERIDA Expert OS -5 **HANDLEBAR** MERIDA Track Expert OS **HEADSET** Big Conoid S-bearing neck pro **SEAT POST** Reacto carbon **SADDLE** MERIDA Race **WEIGHT** 7.60 kg



REACTO TRACK 500



FRAME REACTO LITE TRACK **FRAME SIZES** 47cm 50cm 52cm 54cm 56cm 59cm **COLOR** black/yellow **FORK** Reacto Carbon Track **CHAINWHEEL** FSA Vero Track 46T **CHAIN** KMC Z610HX **HUBS** Road Track **RIM** MERIDA Expert 35 CW pair **FREEWHEEL** 15T **TIRES** Maxxis Dolemites 23 fold **SPOKES** Double Butted Black stainless **HANDLEBAR STEM** MERIDA Expert OS -5 **HANDLEBAR** MERIDA Track Expert OS **HEADSET** Big Conoid S-bearing neck pro **SEAT POST** Reacto carbon **SADDLE** MERIDA Race **WEIGHT** 7.60 kg

ROAD COMFORT

RIDE

There are countless reasons to spend as much time as possible on your road bike. Once you leave the city and outskirts behind you and the traffic has subsided, you can experience the freedom of the countryside, constantly changing scenery and being amongst nature. Not everybody is able or willing to spend hours and hours in the road bike typical riding position. That was why we developed the RIDE family: a shortened top tube and longer head tube create a more upright and relaxed riding position. Wide 28mm tyres and the flex seat stays provide further comfort, absorbing bumps with ease. Extending the range for 2017 is the RIDE ADVENTURE – a real adventure bike with gravel character. 28mm wide tyres, a wide ratio range and a low maintenance 1x11 drivetrain set this bike up perfectly for your adventure away from the paved roads.





RIDE 7000



FRAME RIDE CF2 **FRAME SIZES** 47cm 50cm 52cm 54cm 56cm 59cm **COLOR** shiny black/matt UD Carbon **FORK** Road carbon Race **DERAILLEUR FRONT** Shimano Ultegra D **DERAILLEUR REAR** Shimano Ultegra GS **SHIFTERS** Shimano Ultegra **BRAKE LEVER** Shimano Ultegra **BRAKES** Shimano Ultegra **CHAINWHEEL** Shimano Ultegra 50-34 [BSA] **CHAIN** KMC X11EL **HUBS** attached **RIM** DT Swiss R24 Spline **FREEWHEEL** Shimano CS-6800-11 11-32 **TIRES** Continental Grand Sport Race 25 fold **SPOKES** attached **HANDLEBAR STEM** MERIDA Expert Carbon OS -5 **HANDLEBAR** FSA Gossamer compact OS **HEADSET** Big Conoid A-bearing neck pro **SEAT POST** MERIDA carbon Expert SB15 27.2 **SADDLE** Prologo Scratch 2 T2.0 **WEIGHT** 8.10 kg

ROAD COMFORT



RIDE 5000



FRAME RIDE CF2 **FRAME SIZES** 47cm 50cm 52cm 54cm 56cm 59cm **COLOR** 1. mango (blue/yellow) 2. matt black (white) **FORK** Road carbon Race **DERAILLEUR FRONT** Shimano Ultegra D **DERAILLEUR REAR** Shimano Ultegra GS **SHIFTERS** Shimano Ultegra **BRAKE LEVER** Shimano Ultegra **BRAKES** Shimano R561 **CHAINWHEEL** Shimano RS500 50-34 [BSA] **CHAIN** KMC X11 **HUBS** attached **RIM** Fulcrum Racing Expert **FREEWHEEL** Shimano CS-5800-11 11-32 **TIRES** Continental Grand Sport Race 25 fold **SPOKES** attached **HANDLEBAR STEM** MERIDA Expert Carbon OS -5 **HANDLEBAR** MERIDA Expert Compact road OS **HEADSET** Big Conoid S-bearing neck pro **SEAT POST** MERIDA carbon Expert SB15 27.2 **SADDLE** Prologo Kappa 3 **WEIGHT** 8.30 kg



RIDE 4000



FRAME RIDE CF2 **FRAME SIZES** 44cm 47cm 50cm 52cm 54cm 56cm 59cm 62cm **COLOR** matt black (grey/red) **FORK** Road carbon Race **DERAILLEUR FRONT** Shimano 105 D **DERAILLEUR REAR** Shimano 105 GS **SHIFTERS** Shimano 105 **BRAKE LEVER** Shimano 105 **BRAKES** MERIDA Road Pro **CHAINWHEEL** Shimano 105 50-34 [BSA] **CHAIN** KMC X11 **HUBS** attached **RIM** Shimano RS10 **FREEWHEEL** Shimano CS-5800-11 11-32 **TIRES** Continental Ultra Sport II 25 fold **SPOKES** attached **HANDLEBAR STEM** MERIDA Expert Carbon OS -5 **HANDLEBAR** MERIDA Expert Compact road OS **HEADSET** Big Conoid S-bearing neck pro **SEAT POST** MERIDA carbon Expert SB15 27.2 **SADDLE** MERIDA Race **WEIGHT** 8.40 kg



RIDE 3000



FRAME RIDE CF2 **FRAME SIZES** 44cm 47cm 50cm 52cm 54cm 56cm 59cm 62cm **COLOR** metallic blue (blue) **FORK** Road carbon Race **DERAILLEUR FRONT** Shimano TIAGRA D **DERAILLEUR REAR** Shimano TIAGRA GS **SHIFTERS** Shimano Tiagra Dual control **BRAKE LEVER** Shimano Tiagra **BRAKES** MERIDA Road Pro **CHAINWHEEL** Shimano TIAGRA 50-34 [BSA] **CHAIN** KMC X10 **HUBS** Road seal Bearing **RIM** MERIDA comp SL 24 pair **FREEWHEEL** Shimano CS-HG500-10 11-32 **TIRES** Maxxis Detonator 25 fold **SPOKES** Black stainless **HANDLEBAR STEM** MERIDA Expert Carbon OS -5 **HANDLEBAR** MERIDA Expert Compact road OS **HEADSET** Big Conoid S-bearing neck pro **SEAT POST** MERIDA carbon Expert SB15 27.2 **SADDLE** MERIDA Race **WEIGHT** 8.80 kg



RIDE 500



FRAME RIDE LITE **FRAME SIZES** 44cm 47cm 50cm 52cm 54cm 56cm 59cm 62cm **COLOR** shiny dark silver (black) **FORK** Road carbon Race **DERAILLEUR FRONT** Shimano Ultegra D **DERAILLEUR REAR** Shimano Ultegra GS **SHIFTERS** Shimano Ultegra **BRAKE LEVER** Shimano Ultegra **BRAKES** MERIDA Road Pro **CHAINWHEEL** Shimano RS500 50-34 [BSA] **CHAIN** KMC X11 **HUBS** attached **RIM** Fulcrum Racing comp **FREEWHEEL** Shimano CS-5800-11 11-32 **TIRES** Maxxis Detonator 25 fold **SPOKES** attached **HANDLEBAR STEM** MERIDA Expert Carbon OS -5 **HANDLEBAR** MERIDA Expert Compact road OS **HEADSET** Big Conoid S-bearing neck pro **SEAT POST** MERIDA carbon Expert SB15 27.2 **SADDLE** MERIDA Race **WEIGHT** 8.70 kg

ROAD COMFORT



RIDE 400



FRAME RIDE LITE **FRAME SIZES** 44cm 47cm 50cm 52cm 54cm 56cm 59cm 62cm **COLOR** metallic blue (blue/white) **FORK** Road carbon Race **DERAILLEUR FRONT** Shimano 105 D **DERAILLEUR REAR** Shimano 105 GS **SHIFTERS** Shimano 105 **BRAKE LEVER** Shimano 105 **BRAKES** MERIDA Road Pro **CHAINWHEEL** Shimano 105 50-34 [BSA] **CHAIN** KMC X11 **HUBS** attached **RIM** Fulcrum Racing comp **FREEWHEEL** Shimano CS-5800-11 11-32 **TIRES** Maxxis Detonator 25 fold **SPOKES** attached **HANDLEBAR** MERIDA Expert OS -5 **HANDLEBAR** MERIDA Expert Compact road OS **HEADSET** Big Conoid S-bearing neck pro **SEAT POST** MERIDA carbon Expert SB15 27.2 **SADDLE** MERIDA Race **WEIGHT** 8.70 kg



RIDE 300



FRAME RIDE LITE **FRAME SIZES** 44cm 47cm 50cm 52cm 54cm 56cm 59cm 62cm **COLOR** 1. matt black (white/prism) 2. green (black) **FORK** Road carbon Race
DERAILLEUR FRONT Shimano TIAGRA D **DERAILLEUR REAR** Shimano TIAGRA GS **SHIFTERS** Shimano Tiagra Dual control **BRAKE LEVER** Shimano Tiagra **BRAKES**
 MERIDA Road Comp **CHAINWHEEL** Shimano TIAGRA 50-34 [BSA] **CHAIN** KMC X10 **HUBS** Road seal Bearing **RIM** MERIDA comp SL 24 pair **FREEWHEEL** Shimano
 CS-HG500-10 11-32 **TIRES** Maxxis Detonator 25 fold **SPOKES** Black stainless **HANDLEBAR STEM** MERIDA Expert OS -5 **HANDLEBAR** MERIDA Expert Compact road OS
HEADSET Big Conoid semi neck pro **SEAT POST** MERIDA carbon Expert SB15 27.2 **SADDLE** MERIDA Race **WEIGHT** 9.20 kg

ROAD COMFORT



RIDE 200



FRAME RIDE LITE **FRAME SIZES** 44cm 47cm 50cm 52cm 54cm 56cm 59cm 62cm **COLOR** matt anthracite (green) **FORK** Road carbon Race **DERAILLEUR FRONT** Shimano Sora D **DERAILLEUR REAR** Shimano Sora SS **SHIFTERS** Shimano Sora **BRAKE LEVER** Shimano Sora **BRAKES** MERIDA Road Comp **CHAINWHEEL** Shimano R345 50-34 [octa] **CHAIN** KMC M99 **HUBS** Road seal Bearing **RIM** MERIDA comp SL 20 pair **FREEWHEEL** Sunrace CS-9S 11-32 **TIRES** Maxxis Detonator 25 fold **SPOKES** Black stainless **HANDLEBAR STEM** MERIDA Comp OS -6 **HANDLEBAR** MERIDA Expert Compact road OS **HEADSET** Big Conoid semi neck pro **SEAT POST** MERIDA road comp SB12 27.2 **SADDLE** MERIDA Race **WEIGHT** 9.20 kg



RIDE 100



FRAME RIDE LITE **FRAME SIZES** 44cm 47cm 50cm 52cm 54cm 56cm 59cm 62cm **COLOR** matt anthracite (black/orange) **FORK** Road carbon Race **DERAILLEUR FRONT** Shimano Claris D **DERAILLEUR REAR** Shimano Sora SS **SHIFTERS** Shimano Claris **BRAKE LEVER** Shimano Claris **BRAKES** ROAD Dual Pivot **CHAINWHEEL** FSA Tempo 50-34 **CHAIN** Chain 8s **HUBS** Road seal Bearing **RIM** MERIDA comp SL 20 pair **FREEWHEEL** Sunrace CS8 11-32 **TIRES** Maxxis Detonator 25 fold **SPOKES** Black stainless **HANDLEBAR STEM** MERIDA Comp OS -6 **HANDLEBAR** MERIDA Expert Compact road OS **HEADSET** Big Conoid semi neck pro **SEAT POST** MERIDA road comp SB12 27.2 **SADDLE** MERIDA Race **WEIGHT** 9.50 kg



ROAD COMFORT



RIDE DISC 7000



FRAME RIDE DISC CF2 **FRAME SIZES** 47cm 50cm 52cm 54cm 56cm 59cm **COLOR** matt UD Carbon/shiny black **FORK** Race carbon disc 15 **DERAILLEUR FRONT** Shimano Ultegra D **DERAILLEUR REAR** Shimano Ultegra GS **SHIFTERS** Shimano RS685 disc **BRAKE LEVER** Shimano RS685 disc **BRAKES** Shimano RS785 160 **CHAINWHEEL** Shimano Ultegra 50-34 [BSA] **CHAIN** KMC X11EL **HUBS** attached **RIM** DT Swiss R24 Spline cen/disc F15 **FREEWHEEL** Shimano CS-6800-11 11-32 **TIRES** Continental Grand Sport Race 25 fold **SPOKES** attached **HANDLEBAR STEM** MERIDA Expert Carbon OS -5 **HANDLEBAR** FSA Gossamer compact OS **HEADSET** Big Conoid A-bearing neck pro **SEAT POST** MERIDA carbon Expert SB15 27.2 **SADDLE** Prologo Scratch 2 T2.0 **WEIGHT** 8.50 kg



RIDE DISC 5000



FRAME RIDE DISC CF2 **FRAME SIZES** 47cm 50cm 52cm 54cm 56cm 59cm **COLOR** 1. mango (blue/yellow) 2. matt black (white) **FORK** Race carbon disc 15 **DERAILLEUR FRONT** Shimano Ultegra D **DERAILLEUR REAR** Shimano Ultegra GS **SHIFTERS** Shimano RS685 disc **BRAKE LEVER** Shimano RS685 disc **BRAKES** Shimano RS785 160 **CHAINWHEEL** Shimano RS500 50-34 [BSA] **CHAIN** KMC X11 **HUBS** attached **RIM** Fulcrum Racing Expert disc **FREEWHEEL** Shimano CS-5800-11 11-32 **TIRES** Maxxis Detonator 25 fold **SPOKES** attached **HANDLEBAR STEM** MERIDA Expert Carbon OS -5 **HANDLEBAR** MERIDA Expert Compact road OS **HEADSET** Big Conoid S-bearing neck pro **SEAT POST** MERIDA carbon Expert SB15 27.2 **SADDLE** Prologo Kappa 3 **WEIGHT** 8.80 kg



RIDE DISC ADVENTURE CF



FRAME RIDE DISC CF2 **FRAME SIZES** 47cm 50cm 52cm 54cm 56cm 59cm **COLOR** metallic blue (blue) **FORK** Race carbon disc 15 **DERAILLEUR REAR** Sram Rival **SHIFTERS** Sram Rival HRD **BRAKE LEVER** Sram Rival HRD **BRAKES** Sram rotor 160 **CHAINWHEEL** Sram Rival 42T **CHAIN** KMC X11-1 **HUBS** Bearing Disc-15 Road Axle / Bearing Disc cassette **RIM** MERIDA comp 22 disc pair **FREEWHEEL** Sram PG-1130 11-42 **TIRES** Continental Grand Sport Race 28 fold **SPOKES** Black stainless **HANDLEBAR** **STEM** MERIDA Expert Carbon OS -5 **HANDLEBAR** MERIDA Expert Compact road OS **HEADSET** Big Conoid S-bearing neck pro **SEAT POST** MERIDA carbon Expert SB15 27.2 **SADDLE** MERIDA Race **WEIGHT** 9.10 kg



RIDE DISC 500



FRAME RIDE DISC AL **FRAME SIZES** 47cm 50cm 52cm 54cm 56cm 59cm **COLOR** shiny dark silver (black) **FORK** Race carbon disc 15 **DERAILLEUR FRONT** Shimano Ultegra D **DERAILLEUR REAR** Shimano Ultegra GS **SHIFTERS** Shimano RS685 disc **BRAKE LEVER** Shimano RS685 disc **BRAKES** Shimano RS785 160 **CHAINWHEEL** Shimano RS500 50-34 [BSA] **CHAIN** KMC X11 **HUBS** attached **RIM** Fulcrum Racing comp disc **FREEWHEEL** Shimano CS-5800-11 11-32 **TIRES** Maxxis Detonator 25 fold **SPOKES** attached **HANDLEBAR** **STEM** MERIDA Expert OS -5 **HANDLEBAR** MERIDA Expert Compact road OS **HEADSET** Big Conoid S-bearing neck pro **SEAT POST** MERIDA carbon Expert SB15 27.2 **SADDLE** MERIDA Race **WEIGHT** 9.30 kg

ROAD COMFORT



RIDE DISC ADVENTURE



FRAME RIDE DISC AL **FRAME SIZES** 47cm 50cm 52cm 54cm 56cm 59cm **COLOR** green (black) **FORK** Race carbon disc 15 **DERAILLEUR REAR** Sram Rival **SHIFTERS** Sram Rival HRD **BRAKE LEVER** Sram Rival HRD **BRAKES** Sram rotor 160 **CHAINWHEEL** Sram Rival 42T **CHAIN** KMC X11-1 **HUBS** Bearing Disc-15 Road Axle / Bearing Disc cassette **RIM** MERIDA comp 22 disc pair **FREEWHEEL** Sram PG-1130 11-42 **TIRES** Continental Grand Sport Race 28 fold **SPOKES** Black stainless **HANDLEBAR STEM** MERIDA Expert OS -5 **HANDLEBAR** MERIDA Expert Compact road OS **HEADSET** Big Conoid S-bearing neck pro **SEAT POST** MERIDA carbon Expert SB15 27.2 **SADDLE** MERIDA Race **WEIGHT** 9.60 kg



RIDE DISC 100



FRAME RIDE DISC AL **FRAME SIZES** 47cm 50cm 52cm 54cm 56cm 59cm **COLOR** matt anthracite (black/orange) **FORK** Race carbon disc 15 **DERAILLEUR FRONT** Shimano Claris D **DERAILLEUR REAR** Shimano Sora SS **SHIFTERS** Shimano Claris **BRAKE LEVER** Shimano Claris **BRAKES** Promax Road PM mechanical disc **CHAINWHEEL** FSA Tempo 50-34 **CHAIN** Chain 8s **HUBS** Bearing Disc-15 Road Axle / Bearing Disc cassette **RIM** MERIDA comp 22 disc pair **FREEWHEEL** Sunrace CS8 11-32 **TIRES** Maxxis Detonator 25 fold **SPOKES** Black stainless **HANDLEBAR STEM** MERIDA Comp OS -6 **HANDLEBAR** MERIDA Expert Compact road OS **HEADSET** Big Conoid S-bearing neck pro **SEAT POST** MERIDA road comp SB12 27.2 **SADDLE** MERIDA Race **WEIGHT** 9.90 kg



WARP

Whilst most road race stages are decided by many factors such as team tactics, weather or a lucky break, time trials are known as the race of truth. A time trial is the perfect harmony of a rider's muscle power and the ability of his machine to propel both as efficiently as possible towards the finish line. The desire to cheat the wind and achieve perfect performance are almost the same for triathletes, however the design and construction of their bikes is not restricted by UCI regulations. Cheating the wind becomes hugely important if drafting is not allowed. Comfort is also extremely important for triathletes as they must tackle the run once they get off the bike. Technologies such as 'NACA Fastback' tube profiles, internal cable routing, 'Direct Mount' brake mounts and the hugely adjustable cockpit make the WARP TT and the WARP TRI so unique. 'Modular Head' and 'Modular Cockpit' technologies enable every rider to find their perfect position and the perfect combination of man and machine.



© MERIDA 2016



© MERIDA 2016



WARP TT TEAM-E FRAME-KIT



FRAME WARP TT CF5 **FRAME SIZES** 51cm 54cm 57cm **COLOR** 1. silk UD Carbon 2. red/silk UD Carbon (grey) **FORK** Warp TT lite-direct-E **HANDLEBAR** STEM FSA RO-MIC-NC **HANDLEBAR** FSA KO-MIC-Si base+aero clip **HEADSET** attached **SEAT POST** Warp Aero carbon **WEIGHT** 1.50 kg

TT/TRIATHLON



© MERIDA 2016



WARP TRI 7000-E



FRAME WARP TRI CF4 **FRAME SIZES** 51cm 54cm 57cm **COLOR** matt UD Carbon/shiny black (yellow) **FORK** Warp Tri-direct-E **DERAILLEUR FRONT** Shimano Ultegra D Di2 **DERAILLEUR REAR** Shimano Ultegra SS Di2 **SHIFTERS** Shimano Ultegra TT [Di2] remote **BRAKE LEVER** Shimano Ultegra TT [Di2] **BRAKES** Shimano Ultegra-direct **CHAINWHEEL** Rotor Flow noQ 54-42 [PF86] **CHAIN** KMC X11EL **HUBS** attached **RIM** Profile carbon F58/R78 **FREEWHEEL** Shimano CS-6800-11 11-25 **TIRES** Continental Grand Prix 4000S 25 KV **SPOKES** attached **HANDLEBAR STEM** Profile Aeria **HANDLEBAR** FSA KO-MIC-Si base+aero clip **HEADSET** Warp Bearing **SEAT POST** Warp Aero carbon **SADDLE** Prologo Zero Tri Pas T2.0 **WEIGHT** 8.90 kg



WARP TRI 5000



FRAME WARP TRI CF4 **FRAME SIZES** 51cm 54cm 57cm **COLOR** matt UD Carbon/shiny black **FORK** Warp Tri-direct-E **DERAILLEUR FRONT** Shimano Ultegra D **DERAILLEUR REAR** Shimano Ultegra SS **SHIFTERS** Shimano BS-R1 2 / Shimano BS-R1 11 **BRAKE LEVER** Profile 3oneA **BRAKES** Shimano 105-direct **CHAINWHEEL** Vision Trimax pro TT 52-36 Mega [PF86] **CHAIN** KMC X11EL **HUBS** attached **RIM** Vision Metron 55 **FREEWHEEL** Shimano CS-5800-11 12-25 **TIRES** Continental Grand Sport Race 23 fold **SPOKES** attached **HANDLEBAR STEM** MERIDA Expert Carbon OS -5 **HANDLEBAR** Profile Ozero TT base -T2+ aero clip **HEADSET** Warp Bearing **SEAT POST** Warp Aero carbon **SADDLE** MERIDA-2302 **WEIGHT** 8.80 kg



WARP TRI 3000



FRAME WARP TRI CF4 **FRAME SIZES** 51cm 54cm 57cm **COLOR** silk red/black **FORK** Warp Tri-direct-E **DERAILLEUR FRONT** Shimano 105 D **DERAILLEUR REAR** Shimano Ultegra SS **SHIFTERS** Shimano BS-R1 2 / Shimano BS-R1 11 **BRAKE LEVER** Profile 3oneA **BRAKES** Shimano 105-direct **CHAINWHEEL** FSA Gossamer 50-34 Mega [PF86] **CHAIN** KMC X11EL **HUBS** Road Bearing / Road seal Bearing **RIM** MERIDA Expert 35 CW pair **FREEWHEEL** Shimano CS-5800-11 12-25 **TIRES** Continental Grand Sport Race 23 fold **SPOKES** Double Butted Black stainless **HANDLEBAR STEM** MERIDA Comp OS -6 **HANDLEBAR** Profile Ozero TT base -T2+ aero clip **HEADSET** Warp Bearing **SEAT POST** Warp Aero carbon **SADDLE** MERIDA-2302 **WEIGHT** 8.90 kg

SPEEDER

Even if the label 'flat handlebar road bike' is correct, our SPEEDER offers a much broader every day usability to its rider than you might think. The geometry resembles a thoroughbred race bike which loves to go fast, whilst the handlebar and stem setup allows you to vary between low and sporty or more upright and comfortable. The versatility of the SPEEDER covers everyone from fast commuters to parents who use the SPEEDER to pull the kids' trailer behind them on the school run. Available in carbon fibre or aluminium, all models feature reliable and powerful disc brakes and up to 32mm tyres offering plenty of grip even on gravel tracks. The SPEEDER is the real 'jack of all trades'.





SPEEDER 4000



FRAME SPEEDER CF3 **FRAME SIZES** 47cm 50cm 53cm 56cm 59cm **COLOR** matt UD Carbon (grey/signal red) **FORK** Race carbon disc 15 **DERAILLEUR FRONT** Shimano 105 **DERAILLEUR REAR** Shimano Ultegra SS **SHIFTERS** Shimano SL-RS700 / Shimano SL-RS700 11 **BRAKE LEVER** Shimano M506 **BRAKES** Shimano M447 160 cen / Shimano M447 160 cen J **CHAINWHEEL** Shimano 105 50-34 [PF86] **CHAIN** KMC X11 **HUBS** Centerlock-15 / FoBearing Cen 12 **RIM** MERIDA Expert 22 SL disc pair **FREEWHEEL** Shimano CS-5800-11 11-28 **TIRES** Continental Ultra Sport II 28 fold **SPOKES** Double Butted Black stainless **HANDLEBAR STEM** MERIDA Expert Carbon OS 5 **HANDLEBAR** MERIDA Expert OS 600 Flat **HEADSET** Big Conoid S-bearing neck pro **SEAT POST** MERIDA carbon Expert SB15 27.2 **SADDLE** Prologo Kappa 3 **WEIGHT** 8.20 kg

FITNESS



SPEEDER 900



FRAME SPEEDER LITE **FRAME SIZES** 47cm 50cm 52cm 54cm 56cm 59cm **COLOR** shiny dark silver (black) **FORK** Speeder BC carbon straight disc **DERAILLEUR FRONT** Shimano Ultegra D **DERAILLEUR REAR** Shimano Ultegra SS **SHIFTERS** Shimano SL-RS700 / Shimano SL-RS700 11 **BRAKE LEVER** Shimano M506 **BRAKES** Shimano M447 160 cen **CHAINWHEEL** Shimano Ultegra 50-34 [BSA] **CHAIN** KMC X11 **HUBS** Bearing Centerlock **RIM** MERIDA Expert 22 SL disc pair **FREEWHEEL** Shimano CS-5800-11 11-28 **TIRES** Continental Ultra Sport II 28 fold **SPOKES** Double Butted Black stainless **HANDLEBAR STEM** MERIDA Expert Carbon OS 5 **HANDLEBAR** MERIDA Expert OS 600 Flat **HEADSET** Big Conoid S-bearing neck pro **SEAT POST** MERIDA carbon Expert SB15 31.6 **SADDLE** MERIDA Sport **PEDAL** XC pro alloy **WEIGHT** 9.70 kg



SPEEDER 500



FRAME SPEEDER LITE **FRAME SIZES** 47cm 50cm 52cm 54cm 56cm 59cm **COLOR** matt black (green/white) **FORK** Speeder BC carbon straight disc **DERAILLEUR FRONT** Shimano Ultegra D **DERAILLEUR REAR** Shimano Ultegra SS **SHIFTERS** Shimano SL-RS700 / Shimano SL-RS700 11 **BRAKE LEVER** Shimano T445 **BRAKES** Shimano M446 160 cen **CHAINWHEEL** FSA Gossamer 50-34 Mega [BSA] **CHAIN** KMC X11 **HUBS** Bearing Centerlock **RIM** MERIDA comp 22 disc pair **FREEWHEEL** Shimano CS-5800-11 11-28 **TIRES** Maxxis Detonator 28 60 fold **SPOKES** Black stainless **HANDLEBAR STEM** MERIDA Expert Carbon OS 5 **HANDLEBAR** MERIDA Expert OS 600 Flat **HEADSET** Big Conoid S-bearing neck pro **SEAT POST** MERIDA carbon Expert SB15 31.6 **SADDLE** MERIDA Sport **PEDAL** XC pro alloy **WEIGHT** 9.80 kg



SPEEDER 400



FRAME SPEEDER LITE **FRAME SIZES** 47cm 50cm 52cm 54cm 56cm 59cm **COLOR** matt black (blue/grey) **FORK** Speeder BC Alloy straight disc **DERAILLEUR FRONT** Shimano 105 D **DERAILLEUR REAR** Shimano 105 SS **SHIFTERS** Shimano SL-RS700 / Shimano SL-RS700 11 **BRAKE LEVER** Shimano M315 **BRAKES** Shimano M315 160 cen **CHAINWHEEL** Shimano 105 50-34 [BSA] **CHAIN** KMC X11 **HUBS** Bearing Centerlock **RIM** MERIDA comp 22 disc pair **FREEWHEEL** Shimano CS-5800-11 11-28 **TIRES** Maxxis Detonator 28 60 fold **SPOKES** Black stainless **HANDLEBAR STEM** MERIDA Expert Carbon OS 5 **HANDLEBAR** MERIDA Expert OS 600 Flat **HEADSET** Big Conoid S-bearing neck pro **SEAT POST** MERIDA Expert SB15 31.6 **SADDLE** MERIDA Sport **PEDAL** XC pro alloy **WEIGHT** 10.10 kg



SPEEDER 400



FRAME SPEEDER LITE **FRAME SIZES** 47cm 50cm 52cm 54cm 56cm 59cm **COLOR** green (black) **FORK** Speeder BC Alloy straight disc **DERAILLEUR FRONT** Shimano 105 D **DERAILLEUR REAR** Shimano 105 SS **SHIFTERS** Shimano SL-RS700 / Shimano SL-RS700 11 **BRAKE LEVER** Shimano M315 **BRAKES** Shimano M315 160 cen **CHAINWHEEL** Shimano 105 50-34 [BSA] **CHAIN** KMC X11 **HUBS** Bearing Centerlock **RIM** MERIDA comp 22 disc pair **FREEWHEEL** Shimano CS-5800-11 11-28 **TIRES** Maxxis Detonator 28 60 fold **SPOKES** Black stainless **HANDLEBAR STEM** MERIDA Expert Carbon OS 5 **HANDLEBAR** MERIDA Expert OS 600 Flat **HEADSET** Big Conoid S-bearing neck pro **SEAT POST** MERIDA Expert SB15 31.6 **SADDLE** MERIDA Sport **PEDAL** XC pro alloy **WEIGHT** 10.10 kg



SPEEDER 300



FRAME SPEEDER LITE **FRAME SIZES** 47cm 50cm 52cm 54cm 56cm 59cm **COLOR** dark blue (blue) **FORK** Speeder BC Alloy straight disc **DERAILLEUR FRONT** Shimano TIAGRA D **DERAILLEUR REAR** Shimano TIAGRA SS **SHIFTERS** Shimano SL-4700 / Shimano SL-4700 10 **BRAKE LEVER** Shimano M315 **BRAKES** Shimano M315 160 cen **CHAINWHEEL** FSA Omega 50-34 Mega [BSA] **CHAIN** KMC X10 **HUBS** Shimano Centerlock **RIM** MERIDA comp 22 disc pair **FREEWHEEL** Shimano CS-HG500-10 12-28 **TIRES** Maxxis Detonator 32 60 **SPOKES** Black stainless **HANDLEBAR STEM** MERIDA Expert OS 5 **HANDLEBAR** MERIDA Expert OS 600 Flat **HEADSET** Big Conoid Semi **SEAT POST** MERIDA Expert SB15 31.6 **SADDLE** MERIDA Sport **PEDAL** XC pro alloy **WEIGHT** 10.80 kg



SPEEDER 200



FRAME SPEEDER LITE **FRAME SIZES** 47cm 50cm 52cm 54cm 56cm 59cm **COLOR** matt black (grey/yellow) **FORK** Speeder BC Alloy straight disc **DERAILLEUR FRONT** Shimano Sora D **DERAILLEUR REAR** Shimano Sora SS **SHIFTERS** Shimano Sora rapidfire **BRAKE LEVER** Tektro T285 **BRAKES** Tektro TA hydraulic 160 **CHAINWHEEL** FSA Tempo 50-34 **CHAIN** KMC M99 **HUBS** Alloy Disc / Alloy Disc cassette **RIM** MERIDA comp 22 disc pair **FREEWHEEL** Sunrace CS-9S 11-28 **TIRES** Maxxis Detonator 32 60 **SPOKES** Black stainless **HANDLEBAR STEM** MERIDA Comp OS 6 **HANDLEBAR** MERIDA comp OS 600 Flat **HEADSET** Big Conoid Semi **SEAT POST** MERIDA road comp SB12 31.6 **SADDLE** MERIDA Sport **PEDAL** XC pro alloy **WEIGHT** 10.90 kg



SPEEDER 100



FRAME SPEEDER LITE **FRAME SIZES** 47cm 50cm 52cm 54cm 56cm 59cm **COLOR** matt black (white) **FORK** Speeder BC Alloy straight disc **DERAILLEUR FRONT** Shimano M191 48 **DERAILLEUR REAR** Shimano Claris GS **SHIFTERS** Shimano EZ fire / Shimano EZ fire 8 **BRAKE LEVER** Shimano EZ Fire **BRAKES** Promax MTD Mechanical 160 **CHAINWHEEL** Shimano M131 48-38-28 CG **CHAIN** Chain 8s **HUBS** Alloy Disc / Alloy Disc cassette **RIM** MERIDA comp 22 disc pair **FREEWHEEL** Sunrace CS8 11-28 **TIRES** Maxxis Detonator 32 60 **SPOKES** Black stainless **HANDLEBAR STEM** MERIDA Comp OS 6 **HANDLEBAR** MERIDA comp OS 600 Flat **HEADSET** Big Conoid Semi **SEAT POST** MERIDA road comp SB12 31.6 **SADDLE** MERIDA Sport **PEDAL** XC pro alloy **WEIGHT** 11.10 kg

CX

CYCLO CROSS

Road racers of days gone by needed an adequate training bike for the winter, and as a result cyclo cross bikes developed into one of the most versatile machines on two wheels. Our 2017 family focusses on two varieties: the thoroughbred race bike and the all-day road bike alternative – both laden with technologies to match their purpose. The carbon frameset is not just light and stiff but also features fully integrated cable routing and 12mm through axles front and rear for super-fast and easy wheel swaps. It is also prepared for mudguards, which are always handy if you are keen to turn this super-fast rocket into an unbeatable commuter. 1 x 11 drivetrains with wide gear ranges combine a sport focused approach with ease of use and low maintenance.





CYCLO CROSS 6000



FRAME CYCLO CROSS DISC CF3 **FRAME SIZES** 47cm 50cm 53cm 56cm 59cm **COLOR** shiny blue (blue/yellow) **FORK** CC Carbon disc 15 **DERAILLEUR FRONT** Shimano Ultegra D **DERAILLEUR REAR** Shimano Ultegra SS **SHIFTERS** Shimano RS685 **BRAKE LEVER** Shimano RS685 **BRAKES** Shimano RS785 160 / Shimano RS785 160 J **CHAINWHEEL** Shimano RS500 46-36 [PF] **CHAIN** KMC X11EL **HUBS** attached **RIM** DT Swiss R24 Spline cen/disc F15 R12 **FREEWHEEL** Shimano CS-5800-11 11-28 **TIRES** Maxxis Mud Wrestler 33 fold **HANDLEBAR STEM** MERIDA Expert Carbon OS -5 **HANDLEBAR** MERIDA Road Expert Classic OS **HEADSET** Big Conoid S-bearing neck pro **SEAT POST** MERIDA carbon Expert SB15 27.2 **SADDLE** MERIDA Expert **WEIGHT** 8.80 kg



CYCLO CROSS 9000



FRAME CYCLO CROSS DISC CF3 **FRAME SIZES** 47cm 50cm 53cm 56cm 59cm **COLOR** matt black (white/signal red) **FORK** CC Carbon disc 15 **DERAILLEUR REAR** Sram CX one **SHIFTERS** Sram CX one **BRAKE LEVER** Sram CX one lever **BRAKES** Sram rotor 160 **CHAINWHEEL** Sram Force CX1 40 [PF] **CHAIN** KMC X11EL-1 **HUBS** attached **RIM** DT Swiss R23 Spline cen/disc F15 R12 **FREEWHEEL** Shimano CS-5800-11 11-32 **TIRES** Maxxis Mud Wrestler 33 fold **HANDLEBAR** **STEM** MERIDA Expert Carbon OS -5 **HANDLEBAR** MERIDA Road Expert Classic OS **HEADSET** Big Conoid S-bearing neck pro **SEAT POST** MERIDA Team carbon superlite 27.2 SBO **SADDLE** MERIDA Expert **WEIGHT** 8.00 kg



CYCLO CROSS 5000



FRAME CYCLO CROSS DISC CF3 **FRAME SIZES** 47cm 50cm 53cm 56cm 59cm **COLOR** metallic black (blue/green) **FORK** CC Carbon disc 15 **DERAILLEUR REAR** Sram Apex 1 **SHIFTERS** Sram APEX 1 disc 160 **BRAKE LEVER** Sram Apex 1 **BRAKES** Sram rotor 160 **CHAINWHEEL** Sram Apex 1 [PF] **CHAIN** KMC X11-1 **HUBS** Bearing Disc-15 Road Axle / FoBearing disc 12 **RIM** MERIDA Expert CC **FREEWHEEL** Sram PG-1130 11-42 **TIRES** Maxxis Mud Wrestler 33 fold **SPOKES** Double Butted Black stainless **HANDLEBAR** **STEM** MERIDA Expert OS -5 **HANDLEBAR** MERIDA Road Expert Classic OS **HEADSET** Big Conoid S-bearing neck pro **SEAT POST** MERIDA carbon Expert SB15 27.2 **SADDLE** MERIDA Expert **WEIGHT** 8.90 kg



CYCLO CROSS 700



FRAME CYCLO CROSS LITE **FRAME SIZES** 47cm 50cm 52cm 54cm 56cm 59cm **COLOR** green (black) **FORK** CC Carbon disc 15 **DERAILLEUR FRONT** Shimano Ultegra D **DERAILLEUR REAR** Shimano Ultegra SS **SHIFTERS** Shimano RS685 **BRAKE LEVER** Shimano RS685 **BRAKES** Shimano RS785 160 / Shimano RS785 160 **CHAINWHEEL** Shimano RS500 46-36 [BSA] **CHAIN** KMC X11 **HUBS** attached **RIM** Fulcrum Racing Expert disc **FREEWHEEL** Shimano CS-5800-11 11-28 **TIRES** Maxxis Mud Wrestler 33 fold **HANDLEBAR STEM** MERIDA Expert Carbon OS -5 **HANDLEBAR** MERIDA Road Expert Classic OS **HEADSET** Big Conoid S-bearing neck pro **SEAT POST** MERIDA Expert SB15 27.2 **SADDLE** MERIDA Expert **WEIGHT** 9.45 kg



CYCLO CROSS 600



FRAME CYCLO CROSS LITE **FRAME SIZES** 47cm 50cm 52cm 54cm 56cm 59cm **COLOR** dark blue (red/white) **FORK** CC Carbon disc 15 **DERAILLEUR REAR** Sram Apex 1 **SHIFTERS** Sram APEX 1 disc **BRAKE LEVER** Sram Apex 1 **BRAKES** Sram rotor 160 **CHAINWHEEL** Sram Apex 1 **CHAIN** KMC X11-1 **HUBS** Bearing Disc-15 Road Axle / Bearing Disc cassette **RIM** MERIDA Expert CC **FREEWHEEL** Sram PG-1130 11-42 **TIRES** Maxxis Mud Wrestler 33 fold **SPOKES** Double Butted Black stainless **HANDLEBAR STEM** MERIDA Expert OS -5 **HANDLEBAR** MERIDA Road Expert Classic OS **HEADSET** Big Conoid S-bearing neck pro **SEAT POST** MERIDA Expert SB15 27.2 **SADDLE** MERIDA Expert **WEIGHT** 9.40 kg



CYCLO CROSS 500



FRAME CYCLO CROSS LITE **FRAME SIZES** 47cm 50cm 52cm 54cm 56cm 59cm **COLOR** metallic black (yellow/red) **FORK** CC Carbon disc 15 **DERAILLEUR FRONT** Shimano 105 D **DERAILLEUR REAR** Shimano 105 SS **SHIFTERS** Shimano 105 **BRAKE LEVER** Tektro RL721 **BRAKES** Tektro Spyre disc 160 **CHAINWHEEL** Shimano RS500 46-36 [BSA] **CHAIN** KMC X11 **HUBS** Bearing Disc-15 Road Axle / Bearing Disc cassette **RIM** MERIDA comp 22 disc cross **FREEWHEEL** Shimano CS-5800-11 11-28 **TIRES** Maxxis Mud Wrestler 33 fold **SPOKES** Black stainless **HANDLEBAR STEM** MERIDA Expert OS -5 **HANDLEBAR** MERIDA Road Expert Classic OS **HEADSET** Big Conoid S-bearing neck pro **SEAT POST** MERIDA Expert SB15 27.2 **SADDLE** MERIDA Sport **WEIGHT** 9.70 kg



CYCLO CROSS 300



FRAME CYCLO CROSS LITE **FRAME SIZES** 47cm 50cm 52cm 54cm 56cm 59cm **COLOR** metallic black (blue) **FORK** CC BC straight disc **DERAILLEUR FRONT** Shimano TIAGRA D **DERAILLEUR REAR** Shimano TIAGRA SS **SHIFTERS** Shimano Tiagra Dual control **BRAKE LEVER** Tektro RL721 **BRAKES** Tektro Spyre disc 160 **CHAINWHEEL** FSA Omega 50-34 Mega [BSA] **CHAIN** KMC X10 **HUBS** Bearing Disc / Bearing Disc Cassette **RIM** MERIDA comp 22 disc cross **FREEWHEEL** Shimano CS-HG500-10 12-28 **TIRES** Maxxis Mud Wrestler 33 fold **SPOKES** Black stainless **HANDLEBAR STEM** MERIDA Expert OS -5 **HANDLEBAR** MERIDA Road Expert Classic OS **HEADSET** Big Conoid S-bearing neck pro **SEAT POST** MERIDA Expert SB15 27.2 **SADDLE** MERIDA Sport **WEIGHT** 10.45 kg





CROSSWAY – this is a perfect model description, as our CROSSWAYS are a real ‘crossing’ of comfort, enjoyment and day-to-day usability. With such a wide range of models and applications, your choice of bike is as individual as you are: fast and stylish like the new 7000 URBAN, featuring ‘Urban Bike Messenger’ style elements as well as the new Shimano ‘Metra’ group set, or rugged and practical like our CROSSWAY URBAN ‘utility’ bikes. The CROSSWAY range are equally at home on gravel tracks as they are on the road, so you may decide a suspension fork makes more sense. There are plenty of options, all designed to give perfect day-to-day usability and peace of mind.



TREKKING & CITY OVERVIEW



CROSSWAY TREKKING

Comfortable fitness bike, practical every day bike or reliable leisure companion? Just like our SPEEDER, the CROSSWAY really shines when it comes to versatility. Due to the addition of suspension forks you will ride in comfort, the terrain the bike feels at home on broadens, and the day-to-day usability of this all-rounder goes up. Based on our robust, lightweight aluminium frame, which is designed with the ability to fully equip the bike with mudguards, pannier rack and a kick stand, our CROSSWAY really adds movement to your life.

- + Women's version available in 5 frame sizes, men's version in 8 sizes
- + Robust yet lightweight aluminium frame, with the ability to mount mudguards, rear rack and/or side stand
- + Suspension fork with 63mm travel and lockout on the majority of models
- + Available with disc or rim brakes (dependent on model)
- + 40mm wide tyres adding comfort and grip
- + Classic diamond or, for easier access, low step through (LADY) frame



CROSSWAY URBAN CITY

Introduced in 2016, our CROSSWAY URBAN range gets a few exciting upgrades for 2017. There is a new flagship model, the 7000, a carbon fibre bike featuring the new Shimano 'Metrea' group set and some neat leather bits, giving it the ultimate 'Urban Bike Messenger' look. The rest of the range has also seen some updates: A revised top and down tube improve the look whilst the provision of mudguards and theft proof axles make our CROSSWAY URBAN a real day-to-day utility bike.

- + New for 2017: CROSSWAY URBAN with Shimano 'Metrea' group set
- + Aluminium frame, ready to take rear rack and/or side stand
- + All models with disc brakes and rigid fork
- + Stainless bolts and theft proof axles
- + 40mm wide tyres with high comfort and low rolling resistance
- + Wide gear ratio to have the right gear in any situation





TREKKING

CROSSWAY

'Because I like riding bikes'. If this is the answer you give when someone asks you why you are on two wheels and you don't see yourself as a 'biker', road racer, or commuter, and you can do without a pedal assist system – then you are right to be looking at a CROSSWAY. With its robust, lightweight aluminium frame that can be equipped with mudguards, rear rack and/or side stand, our CROSSWAY is ready for pretty much anything you can throw at it without losing its composure. The main feature that sets the CROSSWAY apart from its URBAN sibling is the suspension fork: With up to 65mm of travel it adds comfort, extra control and safety by keeping the front wheel on the ground. One of many reasons why our CROSSWAY is the perfect touring partner.





CROSSWAY 900



FRAME CROSSWAY TFS **FRAME SIZES** 41cm 44cm 46cm 48cm 52cm 55cm 58cm 61cm **COLOR** black (silver) **FORK** Rock Shox Paragon SA 65 onelock **DERAILLEUR** **FRONT** Shimano XT-48 **DERAILLEUR REAR** Shimano XT-T **SHIFTERS** Shimano XT-I **BRAKE LEVER** Shimano T615 **BRAKES** Shimano T615 160 cen **CHAINWHEEL** Shimano XT 48-36-26 CG **CHAINGUARD** attached **CHAIN** KMC X10 **HUBS** Shimano XT cen **RIM** Mavic XM119D **FREEWHEEL** Shimano CS-HG81-10 11-34 **TIRES** Maxxis Overdrive II 40 kevlar ref **SPOKES** Black stainless **HANDLEBAR STEM** MERIDA Expert OS 5 **HANDLEBAR** MERIDA Expert OS 660 R12 **HEADSET** EGG steel neck **SEAT POST** MERIDA Expert SB15 27.2 **SADDLE** Crossway comfort **PEDAL** Comfort Alloy triple **WEIGHT** 12.20 kg

TREKKING



CROSSWAY XT-EDITION



FRAME CROSSWAY TFS **FRAME SIZES** 41cm 44cm 46cm 48cm 52cm 55cm 58cm 61cm **COLOR** matt black (grey/white) **FORK** SR NCX E-RL air 63 **DERAILLEUR FRONT** Shimano XT-48 **DERAILLEUR REAR** Shimano XT-T **SHIFTERS** Shimano XT **BRAKE LEVER** Shimano T445 **BRAKES** Shimano M446 160 cen **CHAINWHEEL** Shimano XT 48-36-26 CG **CHAINGUARD** attached **CHAIN** KMC X10 **HUBS** Shimano M4050 cen **RIM** MERIDA comp D **FREEWHEEL** Shimano CS-HG500-10 11-34 **TIRES** Maxxis Overdrive II 40 kevlar ref **SPOKES** Black stainless **HANDLEBAR STEM** MERIDA Expert OS 5 **HANDLEBAR** MERIDA Expert OS 660 R12 **HEADSET** EGG steel neck **SEAT POST** MERIDA Expert SB15 27.2 **SADDLE** Crossway comfort **PEDAL** Comfort Alloy triple **WEIGHT** 12.20 kg



CROSSWAY XT-EDITION



FRAME CROSSWAY TFS **FRAME SIZES** 41cm 44cm 46cm 48cm 52cm 55cm 58cm 61cm **COLOR** matt anthracite (blue/silver) **FORK** SR NCX E-RL air 63 **DERAILLEUR FRONT** Shimano XT-48 **DERAILLEUR REAR** Shimano XT-T **SHIFTERS** Shimano XT **BRAKE LEVER** Shimano T445 **BRAKES** Shimano M446 160 cen **CHAINWHEEL** Shimano XT 48-36-26 CG **CHAINGUARD** attached **CHAIN** KMC X10 **HUBS** Shimano M4050 cen **RIM** MERIDA comp D **FREEWHEEL** Shimano CS-HG500-10 11-34 **TIRES** Maxxis Overdrive II 40 kevlar ref **SPOKES** Black stainless **HANDLEBAR STEM** MERIDA Expert OS 5 **HANDLEBAR** MERIDA Expert OS 660 R12 **HEADSET** EGG steel neck **SEAT POST** MERIDA Expert SB15 27.2 **SADDLE** Crossway comfort **PEDAL** Comfort Alloy triple **WEIGHT** 12.20 kg



CROSSWAY XT-EDITION LADY



FRAME CROSSWAY TFS LADY **FRAME SIZES** 42cm 46cm 50cm 54cm 57cm **COLOR** matt black (grey/white) **FORK** SR NCX E-RL air 63 **DERAILLEUR FRONT** Shimano XT-48 **DERAILLEUR REAR** Shimano XT-T **SHIFTERS** Shimano XT **BRAKE LEVER** Shimano T445 **BRAKES** Shimano M446 160 cen **CHAINWHEEL** Shimano XT 48-36-26 CG **CHAINGUARD** attached **CHAIN** KMC X10 **HUBS** Shimano M4050 cen **RIM** MERIDA comp D **FREEWHEEL** Shimano CS-HG500-10 11-34 **TIRES** Maxxis Overdrive II 40 kevlar ref **SPOKES** Black stainless **HANDLEBAR STEM** MERIDA Expert OS 17 lady **HANDLEBAR** MERIDA Expert OS 660 R12 **HEADSET** EGG steel neck **SEAT POST** MERIDA Expert SB15 27.2 **SADDLE** Crossway comfort lady **PEDAL** Comfort Alloy triple **WEIGHT** 11.00 kg



CROSSWAY XT-EDITION LADY



FRAME CROSSWAY TFS LADY **FRAME SIZES** 42cm 46cm 50cm 54cm 57cm **COLOR** matt anthracite (blue/silver) **FORK** SR NCX E-RL air 63 **DERAILLEUR FRONT** Shimano XT-48 **DERAILLEUR REAR** Shimano XT-T **SHIFTERS** Shimano XT **BRAKE LEVER** Shimano T445 **BRAKES** Shimano M446 160 cen **CHAINWHEEL** Shimano XT 48-36-26 CG **CHAINGUARD** attached **CHAIN** KMC X10 **HUBS** Shimano M4050 cen **RIM** MERIDA comp D **FREEWHEEL** Shimano CS-HG500-10 11-34 **TIRES** Maxxis Overdrive II 40 kevlar ref **SPOKES** Black stainless **HANDLEBAR STEM** MERIDA Expert OS 17 lady **HANDLEBAR** MERIDA Expert OS 660 R12 **HEADSET** EGG steel neck **SEAT POST** MERIDA Expert SB15 27.2 **SADDLE** Crossway comfort lady **PEDAL** Comfort Alloy triple **WEIGHT** 11.00 kg

TREKKING



CROSSWAY 600



FRAME CROSSWAY TFS **FRAME SIZES** 41cm 44cm 46cm 48cm 52cm 55cm 58cm 61cm **COLOR** matt black (red/white) **FORK** SR NCX D-RL 63 **DERAILLEUR FRONT** Shimano Deore-48 **DERAILLEUR REAR** Shimano XT-T **SHIFTERS** Shimano Deore **BRAKE LEVER** Shimano M315 **BRAKES** Shimano M315 160 cen **CHAINWHEEL** Shimano T611 48-36-26 CG **CHAINGUARD** attached **CHAIN** KMC X10 **HUBS** Shimano Centerlock **RIM** MERIDA comp D **FREEWHEEL** Shimano CS-HG500-10 11-34 **TIRES** Maxxis Overdrive II 40 kevlar ref **SPOKES** Black stainless **HANDLEBAR STEM** MERIDA Expert OS 5 **HANDLEBAR** MERIDA Expert OS 660 R12 **HEADSET** EGG steel neck **SEAT POST** MERIDA Expert SB15 27.2 **SADDLE** Crossway comfort **PEDAL** Comfort Alloy triple **WEIGHT** 12.60 kg



CROSSWAY 500



FRAME CROSSWAY TFS **FRAME SIZES** 41cm 44cm 46cm 48cm 52cm 55cm 58cm 61cm **COLOR** matt titanium (black/white) **FORK** SR NCX D-RL 63 **DERAILLEUR FRONT** Shimano Deore-48 **DERAILLEUR REAR** Shimano XT-T **SHIFTERS** Shimano Deore **BRAKE LEVER** Shimano M315 **BRAKES** Shimano M315 160 cen **CHAINWHEEL** FSA Alfa drive 48-36-26 CG **CHAINGUARD** attached **CHAIN** KMC X10 **HUBS** Shimano Centerlock **RIM** MERIDA comp D **FREEWHEEL** Shimano CS-HG500-10 11-34 **TIRES** Maxxis Overdrive II 40 kevlar ref **SPOKES** Black stainless **HANDLEBAR STEM** MERIDA Expert OS 5 **HANDLEBAR** MERIDA comp OS 660 R25 **HEADSET** EGG steel neck **SEAT POST** MERIDA Expert SB15 27.2 **SADDLE** Crossway comfort **PEDAL** Comfort Alloy triple **WEIGHT** 13.10 kg



CROSSWAY 500



FRAME CROSSWAY TFS **FRAME SIZES** 41cm 44cm 46cm 48cm 52cm 55cm 58cm 61cm **COLOR** matt black (blue/grey) **FORK** SR NCX D-RL 63 **DERAILLEUR FRONT** Shimano Deore-48 **DERAILLEUR REAR** Shimano XT-T **SHIFTERS** Shimano Deore **BRAKE LEVER** Shimano M315 **BRAKES** Shimano M315 160 cen **CHAINWHEEL** FSA Alfa drive 48-36-26 CG **CHAINGUARD** attached **CHAIN** KMC X10 **HUBS** Shimano Centerlock **RIM** MERIDA comp D **FREEWHEEL** Shimano CS-HG500-10 11-34 **TIRES** Maxxis Overdrive II 40 kevlar ref **SPOKES** Black stainless **HANDLEBAR STEM** MERIDA Expert OS 5 **HANDLEBAR** MERIDA comp OS 660 R25 **HEADSET** EGG steel neck **SEAT POST** MERIDA Expert SB15 27.2 **SADDLE** Crossway comfort **PEDAL** Comfort Alloy triple **WEIGHT** 13.10 kg



CROSSWAY 500 LADY



FRAME CROSSWAY TFS LADY **FRAME SIZES** 42cm 46cm 50cm 54cm 57cm **COLOR** 1. matt titanium (black/white) 2. matt black (blue/grey) **FORK** SR NCX D-RL 63 **DERAILLEUR FRONT** Shimano Deore-48 **DERAILLEUR REAR** Shimano XT-T **SHIFTERS** Shimano Deore **BRAKE LEVER** Shimano M315 **BRAKES** Shimano M315 160 cen **CHAINWHEEL** FSA Alfa drive 48-36-26 CG **CHAINGUARD** attached **CHAIN** KMC X10 **HUBS** Shimano Centerlock **RIM** MERIDA comp D **FREEWHEEL** Shimano CS-HG500-10 11-34 **TIRES** Maxxis Overdrive II 40 kevlar ref **SPOKES** Black stainless **HANDLEBAR STEM** MERIDA Expert OS 17 lady **HANDLEBAR** MERIDA comp OS 660 R25 **HEADSET** EGG steel neck **SEAT POST** MERIDA Expert SB15 27.2 **SADDLE** Crossway comfort lady **PEDAL** Comfort Alloy triple **WEIGHT** 13.00 kg

TREKKING



CROSSWAY 300



FRAME CROSSWAY TFS **FRAME SIZES** 41cm 44cm 46cm 48cm 52cm 55cm 58cm 61cm **COLOR** 1. matt black (grey/signal red) 2. matt grey (black/green) **FORK** SR NCX-D LO 63 **DERAILLEUR FRONT** Shimano Deore triple **DERAILLEUR REAR** Shimano Deore **SHIFTERS** Shimano Deore **BRAKE LEVER** Shimano M315 **BRAKES** Shimano M315 160 cen **CHAINWHEEL** FSA Dynadride 48-36-26 CG **CHAINGUARD** attached **CHAIN** KMC X10 **HUBS** Shimano Centerlock **RIM** MERIDA comp D **FREEWHEEL** Shimano CS-HG500-10 11-34 **TIRES** MERIDA Speed 40 ref **SPOKES** Black stainless **HANDLEBAR STEM** Adjustable pro OS A-Head **HANDLEBAR** MERIDA comp OS 660 R25 **HEADSET** EGG steel neck **SEAT POST** Suspension One D 27.2 **SADDLE** Cross Sport **PEDAL** Comfort Alloy triple **WEIGHT** 13.00 kg



CROSSWAY 300 LADY



FRAME CROSSWAY TFS LADY **FRAME SIZES** 42cm 46cm 50cm 54cm 57cm **COLOR** 1. matt grey (black/green) 2. matt black (grey/signal red) **FORK** SR NCX-D LO 63 **DERAILLEUR FRONT** Shimano Deore triple **DERAILLEUR REAR** Shimano Deore **SHIFTERS** Shimano Deore **BRAKE LEVER** Shimano M315 **BRAKES** Shimano M315 160 cen **CHAINWHEEL** FSA Dynadride 48-36-26 CG **CHAINGUARD** attached **CHAIN** KMC X10 **HUBS** Shimano Centerlock **RIM** MERIDA comp D **FREEWHEEL** Shimano CS-HG500-10 11-34 **TIRES** MERIDA Speed 40 ref **SPOKES** Black stainless **HANDLEBAR STEM** Adjustable pro OS A-Head lady **HANDLEBAR** MERIDA comp OS 660 R25 **HEADSET** EGG steel neck **SEAT POST** Suspension One D 27.2 **SADDLE** Cross lady **PEDAL** Comfort Alloy triple **WEIGHT** 13.40 kg



CROSSWAY 100



FRAME CROSSWAY TFS **FRAME SIZES** 41cm 44cm 46cm 48cm 52cm 55cm 58cm 61cm **COLOR** 1. pearl white (black/grey) 2. matt anthracite (black/blue) **FORK** SR NEX HLO 63 **DERAILLEUR FRONT** Shimano M370 48 **DERAILLEUR REAR** Shimano Alivio **SHIFTERS** Shimano Altus rapidfire **BRAKE LEVER** Shimano M315 **BRAKES** Shimano M315 160 cen **CHAINWHEEL** SR XCR 48-36-26 CG **CHAINGUARD** attached **CHAIN** KMC M99 **HUBS** Shimano Centerlock **RIM** MERIDA comp D **FREEWHEEL** Shimano CS-HG200-9 11-34 **TIRES** MERIDA Speed 40 ref **SPOKES** Black stainless **HANDLEBAR STEM** Adjustable pro OS A-Head **HANDLEBAR** MERIDA comp OS 660 R25 **HEADSET** EGG steel neck **SEAT POST** Suspension One D 27.2 **SADDLE** Cross Sport **PEDAL** Comfort Alloy triple **WEIGHT** 14.00 kg



CROSSWAY 100 LADY



FRAME CROSSWAY TFS LADY **FRAME SIZES** 42cm 46cm 50cm 54cm 57cm **COLOR** 1. matt anthracite (black/blue) 2. pearl white (black/grey) **FORK** SR NEX HLO 63 **DERAILLEUR FRONT** Shimano M370 48 **DERAILLEUR REAR** Shimano Alivio **SHIFTERS** Shimano Altus rapidfire **BRAKE LEVER** Shimano M315 **BRAKES** Shimano M315 160 cen **CHAINWHEEL** SR XCR 48-36-26 CG **CHAINGUARD** attached **CHAIN** KMC M99 **HUBS** Shimano Centerlock **RIM** MERIDA comp D **FREEWHEEL** Shimano CS-HG200-9 11-34 **TIRES** MERIDA Speed 40 ref **SPOKES** Black stainless **HANDLEBAR STEM** Adjustable pro OS A-Head lady **HANDLEBAR** MERIDA comp OS 660 R25 **HEADSET** EGG steel neck **SEAT POST** Suspension One D 27.2 **SADDLE** Cross lady **PEDAL** Comfort Alloy triple **WEIGHT** 13.95 kg

TREKKING



CROSSWAY 40-D



FRAME CROSSWAY SPEED **FRAME SIZES** 41cm 44cm 46cm 48cm 52cm 55cm 58cm 61cm **COLOR** 1. matt black (grey/red) 2. blue (black/white) **FORK** SR NEX HLO 63 **DERAILLEUR FRONT** Shimano M371 48 **DERAILLEUR REAR** Shimano Altus 9 **SHIFTERS** Shimano Altus rapidfire **BRAKE LEVER** Tektro T285 **BRAKES** Tektro TA hydraulic 160 **CHAINWHEEL** SR XCM 48-36-26 CG **CHAINGUARD** attached **CHAIN** Chain 9S **HUBS** Alloy Disc / Alloy Disc cassette **RIM** MERIDA D **FREEWHEEL** Sunrace CS-9S 11-32 **TIRES** Cross 700 40C **SPOKES** stainless silver **HANDLEBAR STEM** Adjustable Quill stem **HANDLEBAR** MERIDA Comp 660 R25 **HEADSET** Thread Conoid **SEAT POST** Suspension 27.2 **SADDLE** Cross Sport **PEDAL** Comfort double **WEIGHT** 14.60 kg



CROSSWAY 40-D LADY



FRAME CROSSWAY SPEED LADY **FRAME SIZES** 42cm 46cm 50cm 54cm 57cm **COLOR** 1. blue (black/white) 2. matt black (grey/red) **FORK** SR NEX HLO 63 **DERAILLEUR FRONT** Shimano M371 48 **DERAILLEUR REAR** Shimano Altus 9 **SHIFTERS** Shimano Altus rapidfire **BRAKE LEVER** Tektro T285 **BRAKES** Tektro TA hydraulic 160 **CHAINWHEEL** SR XCM 48-36-26 CG **CHAINGUARD** attached **CHAIN** Chain 9S **HUBS** Alloy Disc / Alloy Disc cassette **RIM** MERIDA D **FREEWHEEL** Sunrace CS-9S 11-32 **TIRES** Cross 700 40C **SPOKES** stainless silver **HANDLEBAR STEM** Adjustable Quill stem **HANDLEBAR** MERIDA Comp 660 R25 **HEADSET** Thread Conoid **SEAT POST** Suspension 27.2 **SADDLE** Cross lady **PEDAL** Comfort double **WEIGHT** 14.60 kg

TREKKING

AVAILABLE AS
MD- / V-OPTION



CROSSWAY 20-D



FRAME CROSSWAY SPEED **FRAME SIZES** 41cm 44cm 46cm 48cm 52cm 55cm 58cm 61cm **COLOR** 1. white (blue/black) 2. dark blue (silver/white) **FORK** SR NEX HLO 63 **DERAILLEUR FRONT** Shimano TY8s 48 **DERAILLEUR REAR** Shimano Acera-X 8 **SHIFTERS** Shimano Altus rapidfire 3x8 **BRAKE LEVER** Tektro T285 **BRAKES** Tektro TA hydraulic 160 **CHAINWHEEL** Shimano TY301 48-38-28 CG **CHAINGUARD** attached **CHAIN** Chain 8s **HUBS** Alloy Disc / Alloy Disc cassette **RIM** MERIDA D **FREEWHEEL** Sunrace CS8 11-32 **TIRES** Cross 700 40C **SPOKES** ucp steel **HANDLEBAR STEM** Adjustable Quill stem **HANDLEBAR** MERIDA Comp 660 R25 **HEADSET** Thread Conoid **SEAT POST** Suspension 27.2 **SADDLE** Cross Sport **PEDAL** Comfort double **WEIGHT** 15.10 kg



AVAILABLE AS
MD- / V-OPTION

CROSSWAY 20-D LADY



FRAME CROSSWAY SPEED LADY **FRAME SIZES** 42cm 46cm 50cm 54cm 57cm **COLOR** 1. dark blue (silver/white) 2. white (blue/black) **FORK** SR NEX HLO 63 **DERAILLEUR FRONT** Shimano TY8s 48 **DERAILLEUR REAR** Shimano Acera-X 8 **SHIFTERS** Shimano Altus rapidfire 3x8 **BRAKE LEVER** Tektro T285 **BRAKES** Tektro TA hydraulic 160 **CHAINWHEEL** Shimano TY301 48-38-28 CG **CHAINGUARD** attached **CHAIN** Chain 8s **HUBS** Alloy Disc / Alloy Disc cassette **RIM** MERIDA D **FREEWHEEL** Sunrace CS8 11-32 **TIRES** Cross 700 40C **SPOKES** ucp steel **HANDLEBAR STEM** Adjustable Quill stem **HANDLEBAR** MERIDA Comp 660 R25 **HEADSET** Thread Conoid **SEAT POST** Suspension 27.2 **SADDLE** Cross lady **PEDAL** Comfort double **WEIGHT** 15.10 kg

TREKKING



AVAILABLE AS
V-BARKE OPTION



CROSSWAY 15-MD

FRAME CROSSWAY DT **FRAME SIZES** 41cm 44cm 46cm 48cm 52cm 55cm 58cm 61cm **COLOR** 1. matt black (grey/yellow) 2. matt green (black/grey) **FORK** SR NEX 63 **DERAILLEUR FRONT** Shimano TY8s 48 **DERAILLEUR REAR** Shimano Altus 8 **SHIFTERS** Shimano EZ fire / 8 **BRAKE LEVER** Shimano EZ fire **BRAKES** JACK Mechanical 160 **CHAINWHEEL** Shimano TY301 48-38-28 CG **CHAINGUARD** attached **CHAIN** Chain 8s **HUBS** Alloy Disc / Alloy Disc cassette **RIM** MERIDA D **FREEWHEEL** Sunrace CS8 11-32 **TIRES** Cross 700 40C **SPOKES** ucp steel **HANDLEBAR STEM** Adjustable Quill stem **HANDLEBAR** MERIDA Comp 660 R25 **HEADSET** Thread set **SEAT POST** Suspension 27.2 **SADDLE** Cross Sport **PEDAL** PP pedal **WEIGHT** 15.10 kg



AVAILABLE AS
V-BARKE OPTION



CROSSWAY 15-MD LADY

FRAME CROSSWAY DT LADY **FRAME SIZES** 42cm 46cm 50cm 54cm 57cm **COLOR** 1. matt green (black/grey) 2. matt black (grey/yellow) **FORK** SR NEX 63 **DERAILLEUR FRONT** Shimano TY8s 48 **DERAILLEUR REAR** Shimano Altus 8 **SHIFTERS** Shimano EZ fire / 8 **BRAKE LEVER** Shimano EZ fire **BRAKES** JACK Mechanical 160 **CHAINWHEEL** Shimano TY301 48-38-28 CG **CHAINGUARD** attached **CHAIN** Chain 8s **HUBS** Alloy Disc / Alloy Disc cassette **RIM** MERIDA D **FREEWHEEL** Sunrace CS8 11-32 **TIRES** Cross 700 40C **SPOKES** ucp steel **HANDLEBAR STEM** Adjustable Quill stem **HANDLEBAR** MERIDA Comp 660 R25 **HEADSET** Thread set **SEAT POST** Suspension 27.2 **SADDLE** Cross lady **PEDAL** PP pedal **WEIGHT** 15.10 kg

**CROSSWAY 10-V**

FRAME CROSSWAY DT **FRAME SIZES** 41cm 44cm 46cm 48cm 52cm 55cm 58cm 61cm **COLOR** 1. matt black (green/grey) 2. matt red (black/white) **FORK** SR NEX 63 **DERAILLEUR FRONT** Shimano TY 7s 48 **DERAILLEUR REAR** Shimano Altus 8 **SHIFTERS** Shimano EF41 fire / Shimano EF41 fire 7 **BRAKE LEVER** Shimano EZ fire **BRAKES** V-Brake Linear **CHAINWHEEL** Shimano TY301 48-38-28 CG **CHAINGUARD** attached **CHAIN** chain 7s **HUBS** OV alloy **RIM** MERIDA V **FREEWHEEL** Shimano MF-TZ21 14-28 **TIRES** Cross 700 40C **SPOKES** ucp steel **HANDLEBAR STEM** Adjustable Quill stem **HANDLEBAR** MERIDA Steel 660 R30 **HEADSET** Thread set **SEAT POST** Suspension 27.2 **SADDLE** Cross Sport **PEDAL** PP pedal **WEIGHT** 14.70 kg

**CROSSWAY 10-V LADY**

FRAME CROSSWAY DT LADY **FRAME SIZES** 42cm 46cm 50cm 54cm 57cm **COLOR** 1. matt red (black/white) 2. matt black (green/grey) **FORK** SR NEX 63 **DERAILLEUR FRONT** Shimano TY 7s 48 **DERAILLEUR REAR** Shimano Altus 8 **SHIFTERS** Shimano EF41 fire / Shimano EF41 fire 7 **BRAKE LEVER** Shimano EZ fire **BRAKES** V-Brake Linear **CHAINWHEEL** Shimano TY301 48-38-28 CG **CHAINGUARD** attached **CHAIN** chain 7s **HUBS** OV alloy **RIM** MERIDA V **FREEWHEEL** Shimano MF-TZ21 14-28 **TIRES** Cross 700 40C **SPOKES** ucp steel **HANDLEBAR STEM** Adjustable Quill stem **HANDLEBAR** MERIDA Steel 660 R30 **HEADSET** Thread set **SEAT POST** Suspension 27.2 **SADDLE** Cross lady **PEDAL** PP pedal **WEIGHT** 14.70 kg

CITY

CROSSWAY URBAN

'Urban mobility'. What is it? What is behind this term everybody seems to talk about? In short, it is exactly what you make of it! If you want to travel by foot through town or if you prefer to use your bike or even your e-bike: you are urban and you are mobile! That's why our 2017 CROSSWAY URBAN range is based on two strong starting points. On one side there is the CROSSWAY URBAN 7000 as our new 'state of the art' carbon rocket, very much designed with the look and function of the 'Urban Bike Messenger' in mind and equipped with the new Shimano 'Metrea' group set. And on the other, our aluminium URBAN bikes with updates on top and down tube, theft proof axles and mudguards presenting itself as the perfect 'ride and forget' bike. All good, as long as the car stays home!





CROSSWAY URBAN 7000



FRAME CROSSWAY URBAN CF3 **FRAME SIZES** 47cm 50cm 53cm 56cm 59cm **COLOR** black (silver) **FORK** CC Carbon disc 15 **DERAILLEUR REAR** Shimano Metrea **SHIFTERS** Shimano Metrea 11 **BRAKE LEVER** Shimano Metrea **BRAKES** Shimano Metrea 160 **CHAINWHEEL** Metrea 42T [PF] **CHAINGUARD** attached **CHAIN** KMC X11EL-1 **HUBS** Centerlock-15 allen / FoBearing Cen 12 Allen **RIM** MERIDA Urban **FREEWHEEL** Shimano CS-5800-11 11-32 **TIRES** Continental Sport contact II **SPOKES** Black stainless **HANDLEBAR STEM** MERIDA Expert OS 17 **HANDLEBAR** MERIDA Expert "H" bar OS 440 **HEADSET** Big Conoid S-bearing neck pro **SEAT POST** MERIDA carbon Expert SB15 27.2 **SADDLE** Selle Italy Flite Titanium Nubuck Leather **PEDAL** Comfort Alloy triple **WEIGHT** 9.12 kg



CROSSWAY URBAN XT-EDITION



FRAME CROSSWAY URBAN TFS **FRAME SIZES** 41cm 44cm 46cm 48cm 52cm 55cm 58cm 61cm **COLOR** black (white) **FORK** CC Carbon disc 15 **DERAILLEUR FRONT** Shimano XT double **DERAILLEUR REAR** Shimano XT Shadow **SHIFTERS** Shimano XT-i **BRAKE LEVER** Shimano M506 **BRAKES** Shimano M447 160 cen **CHAINWHEEL** Shimano XT 38-24 **CHAINGUARD** attached **CHAIN** KMC X10 **HUBS** Centerlock-15 allen / Centerlock cassette allen **RIM** MERIDA Urban **FREEWHEEL** Shimano CS-HG500-10 11-34 **TIRES** Maxxis Overdrive 35 kevlar ref **SPOKES** Black stainless **HANDLEBAR STEM** MERIDA Expert OS 17 **HANDLEBAR** MERIDA Expert OS 660 R12 **HEADSET** Big Conoid semi neck pro **SEAT POST** MERIDA Expert SB15 27.2 **SADDLE** Crossway comfort **PEDAL** Comfort Alloy triple **WEIGHT** 11.00 kg **FENDER** MERIDA 50 F15 **KICKSTAND** K-Mount



CROSSWAY URBAN 500



FRAME CROSSWAY URBAN TFS **FRAME SIZES** 41cm 44cm 46cm 48cm 52cm 55cm 58cm 61cm **COLOR** 1. black (white) 2. metallic blue (white) **FORK** CC Carbon disc 15 **DERAILLEUR FRONT** Shimano Deore double **DERAILLEUR REAR** Shimano Deore Shadow **SHIFTERS** Shimano Deore **BRAKE LEVER** Shimano M315 **BRAKES** Shimano M315 160 cen **CHAINWHEEL** Shimano M627 38-24 **CHAINGUARD** attached **CHAIN** KMC X10 **HUBS** Centerlock-15 allen / Centerlock cassette allen **RIM** MERIDA Urban **FREEWHEEL** Shimano CS-HG500-10 11-34 **TIRES** Maxxis Overdrive 35 kevlar ref **SPOKES** Black stainless **HANDLEBAR STEM** MERIDA Expert OS 17 **HANDLEBAR** MERIDA comp OS 660 R25 **HEADSET** Big Conoid semi neck pro **SEAT POST** MERIDA Expert SB15 27.2 **SADDLE** Crossway comfort **PEDAL** Comfort Alloy triple **WEIGHT** 11.50 kg **FENDER** MERIDA 50 F15 **KICKSTAND** K-Mount



CROSSWAY URBAN 500 LADY



FRAME CROSSWAY URBAN TFS LADY **FRAME SIZES** 42cm 46cm 50cm 54cm 57cm **COLOR** 1. violet (white) 2. black (white) **FORK** CC Carbon disc 15 **DERAILLEUR FRONT** Shimano Deore double **DERAILLEUR REAR** Shimano Deore Shadow **SHIFTERS** Shimano Deore **BRAKE LEVER** Shimano M315 **BRAKES** Shimano M315 160 cen **CHAINWHEEL** Shimano M627 38-24 **CHAINGUARD** attached **CHAIN** KMC X10 **HUBS** Centerlock-15 allen / Centerlock cassette allen **RIM** MERIDA Urban **FREEWHEEL** Shimano CS-HG500-10 11-34 **TIRES** Maxxis Overdrive 35 kevlar ref **SPOKES** Black stainless **HANDLEBAR STEM** MERIDA Expert OS 17 lady **HANDLEBAR** MERIDA comp OS 660 R25 **HEADSET** Big Conoid semi neck pro **SEAT POST** MERIDA Expert SB15 27.2 **SADDLE** Crossway comfort lady **PEDAL** Comfort Alloy triple **WEIGHT** 11.30 kg **FENDER** MERIDA 50 F15 **KICKSTAND** K-Mount



CROSSWAY URBAN 300



FRAME CROSSWAY URBAN TFS **FRAME SIZES** 41cm 44cm 46cm 48cm 52cm 55cm 58cm 61cm **COLOR** pearl white (grey) **FORK** Urban BC Rigid Alloy straight disc
DERAILLEUR FRONT Shimano Deore double **DERAILLEUR REAR** Shimano Deore **SHIFTERS** Shimano Deore **BRAKE LEVER** Shimano M315 **BRAKES** Shimano M315 160 cen
CHAINWHEEL FSA Alfa drive 36-24 **CHAINGUARD** attached **CHAIN** KMC X10 **HUBS** Centerlock allen / Centerlock cassette allen **RIM** MERIDA Urban **FREEWHEEL** Shimano
 CS-HG500-10 11-34 **TIRES** Maxxis Overdrive 35 ref **SPOKES** Black stainless **HANDLEBAR STEM** MERIDA Expert OS 17 **HANDLEBAR** MERIDA comp OS 660 R25 **HEADSET**
 Big Conoid semi neck **SEAT POST** MERIDA Expert SB15 27.2 **SADDLE** Crossway comfort **PEDAL** Comfort Alloy triple **WEIGHT** 12.25 kg **FENDER** MERIDA 50 F9 **KICKSTAND**
 K-Mount



CROSSWAY URBAN 300



FRAME CROSSWAY URBAN TFS **FRAME SIZES** 41cm 44cm 46cm 48cm 52cm 55cm 58cm 61cm **COLOR** black (white) **FORK** Urban BC Rigid Alloy straight disc
DERAILLEUR FRONT Shimano Deore double **DERAILLEUR REAR** Shimano Deore **SHIFTERS** Shimano Deore **BRAKE LEVER** Shimano M315 **BRAKES** Shimano M315 160 cen
CHAINWHEEL FSA Alfa drive 36-24 **CHAINGUARD** attached **CHAIN** KMC X10 **HUBS** Centerlock allen / Centerlock cassette allen **RIM** MERIDA Urban **FREEWHEEL** Shimano
 CS-HG500-10 11-34 **TIRES** Maxxis Overdrive 35 ref **SPOKES** Black stainless **HANDLEBAR STEM** MERIDA Expert OS 17 **HANDLEBAR** MERIDA comp OS 660 R25 **HEADSET**
 Big Conoid semi neck **SEAT POST** MERIDA Expert SB15 27.2 **SADDLE** Crossway comfort **PEDAL** Comfort Alloy triple **WEIGHT** 12.25 kg **FENDER** MERIDA 50 F9 **KICKSTAND**
 K-Mount



CROSSWAY URBAN 100



FRAME CROSSWAY URBAN TFS **FRAME SIZES** 41cm 44cm 46cm 48cm 52cm 55cm 58cm 61cm **COLOR** 1. dark red (anthracite) 2. black (white) **FORK** Urban BC Rigid Alloy straight disc **DERAILLEUR FRONT** Shimano M3000 **DERAILLEUR REAR** Shimano Alivio **SHIFTERS** Shimano Altus rapidfire **BRAKE LEVER** Shimano M315 **BRAKES** Shimano M315 160 cen **CHAINWHEEL** Shimano M3000 40-30-22 **CHAINGUARD** attached **CHAIN** KMC M99 **HUBS** Centerlock allen / Centerlock cassette allen **RIM** MERIDA Urban **FREEWHEEL** Shimano CS-HG200-9 11-34 **TIRES** Maxxis Overdrive 35 ref **SPOKES** Black stainless **HANDLEBAR STEM** MERIDA Expert OS 17 **HANDLEBAR** MERIDA comp OS 660 R25 **HEADSET** Big Conoid semi neck **SEAT POST** MERIDA Expert SB15 27.2 **SADDLE** Crossway comfort **PEDAL** Comfort Alloy triple **WEIGHT** 12.40 kg **FENDER** MERIDA 50 F9 **KICKSTAND** K-Mount



CROSSWAY URBAN 100 LADY



FRAME CROSSWAY URBAN TFS LADY **FRAME SIZES** 42cm 46cm 50cm 54cm 57cm **COLOR** 1. café latte (kakao) 2. black (white) **FORK** Urban BC Rigid Alloy straight disc **DERAILLEUR FRONT** Shimano M3000 **DERAILLEUR REAR** Shimano Alivio **SHIFTERS** Shimano Altus rapidfire **BRAKE LEVER** Shimano M315 **BRAKES** Shimano M315 160 cen **CHAINWHEEL** Shimano M3000 40-30-22 **CHAINGUARD** attached **CHAIN** KMC M99 **HUBS** Disc Alloy Allen / Disc cassette Allen **RIM** MERIDA Urban **FREEWHEEL** Shimano CS-HG200-9 11-34 **TIRES** Maxxis Overdrive 35 ref **SPOKES** Black stainless **HANDLEBAR STEM** MERIDA Expert OS 17 lady **HANDLEBAR** MERIDA comp OS 660 R25 **HEADSET** Big Conoid semi neck **SEAT POST** MERIDA Expert SB15 27.2 **SADDLE** Crossway comfort lady **PEDAL** Comfort Alloy triple **WEIGHT** 12.35 kg **FENDER** MERIDA 50 F9 **KICKSTAND** K-Mount



CROSSWAY URBAN 40-D



FRAME CROSSWAY SPEED **FRAME SIZES** 41cm 44cm 46cm 48cm 52cm 55cm 58cm 61cm **COLOR** green (dark green) **FORK** Urban Rigid Al straight disc **DERAILLEUR** **FRONT** Shimano M371 48 **DERAILLEUR REAR** Shimano Altus 9 **SHIFTERS** Shimano Altus rapidfire **BRAKE LEVER** Tektro T285 **BRAKES** Tektro TA hydraulic 160 **CHAINWHEEL** SR XCM 48-36-26 CG **CHAINGUARD** attached **CHAIN** Chain 9S **HUBS** Disc Alloy Allen / Disc cassette Allen **RIM** MERIDA D **FREEWHEEL** Sunrace CS-9S 11-32 **TIRES** Cross 700 38C **SPOKES** stainless silver **HANDLEBAR STEM** MERIDA Comp 15 **HANDLEBAR** MERIDA Comp 660 R25 **HEADSET** Conoid **SEAT POST** MERIDA speed 27.2 **SADDLE** Cross Sport **PEDAL** Comfort double **WEIGHT** 13.10 kg



CROSSWAY URBAN 40-D LADY



FRAME CROSSWAY SPEED LADY **FRAME SIZES** 42cm 46cm 50cm 54cm 57cm **COLOR** green (dark green) **FORK** Urban Rigid Al straight disc **DERAILLEUR FRONT** Shimano M371 48 **DERAILLEUR REAR** Shimano Altus 9 **SHIFTERS** Shimano Altus rapidfire **BRAKE LEVER** Tektro T285 **BRAKES** Tektro TA hydraulic 160 **CHAINWHEEL** SR XCM 48-36-26 CG **CHAINGUARD** attached **CHAIN** Chain 9S **HUBS** Disc Alloy Allen / Disc cassette Allen **RIM** MERIDA D **FREEWHEEL** Sunrace CS-9S 11-32 **TIRES** Cross 700 38C **SPOKES** stainless silver **HANDLEBAR STEM** MERIDA Comp 15 **HANDLEBAR** MERIDA Comp 660 R25 **HEADSET** Conoid **SEAT POST** MERIDA speed 27.2 **SADDLE** Cross lady **PEDAL** Comfort double **WEIGHT** 13.10 kg

AVAILABLE AS
MD-OPTION

CROSSWAY URBAN 20-D



FRAME CROSSWAY SPEED **FRAME SIZES** 41cm 44cm 46cm 48cm 52cm 55cm 58cm 61cm **COLOR** shiny blue (white) **FORK** Urban Rigid Al straight disc **DERAILLEUR** **FRONT** Shimano TY8s 48 **DERAILLEUR REAR** Shimano Acera-X 8 **SHIFTERS** Shimano Altus rapidfire 3x8 **BRAKE LEVER** Tektro T285 **BRAKES** Tektro TA hydraulic 160 **CHAINWHEEL** Shimano TY301 48-38-28 CG **CHAINGUARD** attached **CHAIN** Chain 8s **HUBS** Disc Alloy Allen / Disc cassette Allen **RIM** MERIDA D **FREEWHEEL** Sunrace CS8 11-32 **TIRES** Cross 700 38C **SPOKES** ucp steel **HANDLEBAR STEM** MERIDA Comp 15 **HANDLEBAR** MERIDA Speed 660 R25 **HEADSET** Conoid **SEAT POST** MERIDA speed 27.2 **SADDLE** Cross Sport **PEDAL** Comfort double **WEIGHT** 12.70 kg

AVAILABLE AS
MD-OPTION

CROSSWAY URBAN 20-D LADY



FRAME CROSSWAY SPEED LADY **FRAME SIZES** 42cm 46cm 50cm 54cm 57cm **COLOR** shiny blue (white) **FORK** Urban Rigid Al straight disc **DERAILLEUR FRONT** Shimano TY8s 48 **DERAILLEUR REAR** Shimano Acera-X 8 **SHIFTERS** Shimano Altus rapidfire 3x8 **BRAKE LEVER** Tektro T285 **BRAKES** Tektro TA hydraulic 160 **CHAINWHEEL** Shimano TY301 48-38-28 CG **CHAINGUARD** attached **CHAIN** Chain 8s **HUBS** Disc Alloy Allen / Disc cassette Allen **RIM** MERIDA D **FREEWHEEL** Sunrace CS8 11-32 **TIRES** Cross 700 38C **SPOKES** ucp steel **HANDLEBAR STEM** MERIDA Comp 15 **HANDLEBAR** MERIDA Speed 660 R25 **HEADSET** Conoid **SEAT POST** MERIDA speed 27.2 **SADDLE** Cross lady **PEDAL** Comfort double **WEIGHT** 12.70 kg

PARTS & ACCESSORIES





PARTS & ACCESSORIES

PACKS & BAGS

Designed for multi-day rides, the Five-Twenty (25l) & Five-Thirty (35l) backpack is a spacious companion for many occasions. It's packed with innovations and loaded with top features. The comfortable fit and well organized storage solutions result in a backpack that you'll love to use and leaves nothing to be desired.

PRODUCT FEATURES

- + Easy to reach valuables pocket
- + Ready for hydration system: dual hydration ports and tube holders (left & right)
- + Adjustable sternum strap with hydration tube holder
- + Helmet holder
- + Reflective details & light holder for visibility
- + Front organizer pocket
- + Highly visible rain cover included
- + Mesh side pockets
- + Tool organizer pocket
- + Waist belt for additional stability
- + Loop zipper pulls
- + Well ventilated 3D back panel
- + 35l / 25l capacity



black/grey:
2276003777



black/green:
2276003788

FIVE-TWENTY



black/green:
2276003766



black/grey:
2276003755

FIFTEEN

The Fifteen (15l) is designed for daily use and short trips which require a backpack which is light and not too big. It's packed with innovations and loaded with top features. The comfortable fit and well organized storage solutions result in a backpack that you'll love to use and leaves nothing to be desired.



black/grey
2276003733



black/green
2276003744

PRODUCT FEATURES

- + Easy to reach valuables pocket
- + Ready for hydration system: dual hydration ports and tube holders (left & right)
- + Adjustable sternum strap with hydration tube holder
- + Helmet holder
- + Reflective details & light holder for visibility
- + Front organizer pocket
- + Mesh side pockets & stretchable waist pocket
- + Tool organizer pocket
- + Waist belt for additional stability
- + Loop zipper pulls
- + Well ventilated 3D back panel
- + Compression straps
- + Map compartment
- + 15l capacity

TEN+3

The Ten +3 (10 +3l) is small and lightweight but can be expanded +3 liters. This expansion capability makes it the perfect lightweight backpack for those who only want to take the bare minimum but want to stay flexible. The comfortable fit and other well organized storage solutions result in a backpack that you'll love to use and leaves nothing to be desired.



black/grey
2276003711



black/green
2276003722

PRODUCT FEATURES

- + Easy to reach valuables pocket
- + Ready for hydration system: dual hydration ports and tube holders (left & right)
- + Adjustable sternum strap with hydration tube holder
- + Helmet holder
- + Reflective details & light holder for visibility
- + Front organizer pocket
- + Waist pocket
- + Tool organizer pocket
- + Waist belt for additional stability
- + Loop zipper pulls
- + Well ventilated 3D back panel
- + 10l + 3l extra capacity

SEVEN SL

The Seven SL is the smallest, ultra-lightweight solution to fit everything you need on short rides and trips. The comfortable fit and other well organized storage solutions result in a backpack that you'll love to use when you really want to pack light!



black/grey
2276003476

black/green
2276003487

PARTS & ACCESSORIES

PACKS & BAGS

PRODUCT FEATURES

- + Felt lined valuables pocket
- + Ready for hydration system
- + Dual hydration ports and tube holders (left & right)
- + Adjustable sternum strap with hydration tube holder
- + Reflective details & light holder for visibility
- + Tool organizer pocket
- + Loop zipper pulls
- + Breathable mesh
- + Well ventilated back panel

SADDLEBAG XL

black/green: 2276003896
black/grey: 2276003904



PRODUCT FEATURES

- + Hook & loop seat rail straps for rattle-free fit
- + LED light mounting option
- + Reflective trim & printing
- + Separate pocket for small items
- + Water resistant
- + Color: black/green or black/grey
- + Size / Weight: 8" x 3-1/4" x 4" / 110g
- + Material: 600D Polyester/Square.

SADDLEBAG L

black/green: 2276003874
black/grey: 2276003885



PRODUCT FEATURES

- + Hook & loop seat rail straps for rattle-free fit
- + LED light mounting option
- + Reflective trim & printing
- + Separate pocket for small items
- + Water resistant
- + Color: black/green or black/grey
- + Size / Weight: 7-1/2" x 3-1/4" x 3-3/4" / 105g
- + Material: 600D Polyester/Square

SADDLEBAG M



black/green: 2276003852
black/grey: 2276003863



black/green: 2276003830
black/grey: 2276003841

PRODUCT FEATURES

- + T-Bar seat rail mounting or hook & loop seat rail straps for rattle-free fit
- + LED light mounting option
- + Reflective trim & printing
- + Separate pocket for small items
- + Water resistant
- + Color: black/green or black/grey
- + Size 6-3/4" x 2-1/4" x 3-1/4"
- + Weight: 95g or 80g
- + Material: 600D Polyester/Square

SADDLEBAG S



black/green: 2276003818
black/grey: 2276003829



black/green: 2276003799
black/grey: 2276003807

PRODUCT FEATURES

- + T-Bar seat rail mounting or hook & loop seat rail straps for rattle-free fit
- + LED light mounting option
- + Reflective trim & printing
- + Separate pocket for small items
- + Water resistant
- + Color: black/green or black/grey
- + Size / Weight: 3" x 4-1/2" x 3-1/2" / 85g or 75g
- + Material: 600D Polyester/Square

PARTS & ACCESSORIES

PACKS & BAGS

TOPTUBE BAGS

PRODUCT FEATURES

- + High quality, multi-layer padded bag
- + Suitable for most smart phones (check size)
- + Phone's touch screen works through window
- + Water-resistant
- + Two adjustable clip straps attach it to the toptube
- + Reflective trim
- + Color: black/green or black/grey
- + Material: 600D Polyester

size: 6" x 3-1/8" x 3-1/2"
black/green: 2276003573
black/grey: 2276003584



size: 6-1/2" x 3-1/2" x 3"
black/green: 2276003432
black/grey: 2276003443



size: 6" x 2-3/4"(1-1/2") x 3-1/2"(3")
black/green: 2276003410
black/grey: 2276003421

HANDLEBAR BAG

black: 2276002925



PRODUCT FEATURES

- + Quick release mount
- + Removable shoulder strap
- + Reflective details
- + Including rain cover
- + Size: 24 cm x 12.7 cm x 19.7 cm
- + Material: 600 Denier Polyester/PVC
- + Weight: 685 grams (w/QR)

TRIANGLE BAG

PRODUCT FEATURES

- + Velcro fitting straps
- + Reflective trim
- + Water resistant
- + Size: 10-3/4" x 2-1/4" x 8-1/4"



black/green: 2276003700
black/grey: 2276003692

TRANSPORTATION BAGS

By only removing the wheels and releasing the handlebar from the stem, your bike can be packed for transport with ease within minutes. The adjustable internal aluminum space frame fixture keeps the bike stably and firmly in place. When not in use, the bike travel bag can be made much smaller for easy storage.

PRODUCT FEATURES

- + Fits road and mountain bike
- + Polyester 800D water repellent microfiber fabric
- + AL6061 adjustable internal space frame fixture
- + Extractable, padded, abrasive resistant wheel bags compatible with up to 29" x 3.0 wheels
- + All around Polyurethane padding / foam protection
- + Size (L x W x H): 140 x 35 x 84 cm
- + Weight: 6.5 kg

Item-No.: 2276002969



PRODUCT FEATURES

- + 600D polyester / PVC
- + Design for wheels from 26" to 29"
- + Large zipped opening, 2 internal accessories pockets and 2 wheel pockets with protection for the hubs
- + Includes padded shoulder strap and large carry handles for best grip
- + Includes drivetrain & chain protection pad
- + Stiff bottom with four wheels for easy transport
- + Attached PE plastic-board (removable), to make the bag robust, thick padded panels protect your bike
- + Size (L x W x H): 130 x 30.5 x 85 cm
- + Weight: 9 kg

Item-No.: 2276002958

PARTS & ACCESSORIES

PACKS & BAGS / HELMETS



TEAM RACE HELMETS

PRODUCT FEATURES

- + Single inmold construction
- + Highly ventilated: 12 holes
- + 2D micro dial fit system
- + Heat embossed & 3D die cut padding
- + Weight: 260g



glossy team black/green
56-59 cm: 2277006883
52-56 cm: 2277006872



glossy white/grey
56-59 cm: 2277006902
52-56 cm: 2277006894



glossy black/red
56-59 cm: 2277006924
52-56 cm: 2277006913

TEAM MTB HELMETS

PRODUCT FEATURES

- + Double inmold construction
- + Highly ventilated: 19 holes
- + Removable visor
- + 2D micro dial fit system
- + Heat embossed & 3D die cut padding
- + Weight: 270g w/o visor



glossy team black/green
50-56 cm: 2277006935
55-59 cm: 2277006946



glossy white/green
50-56 cm: 2277006957
55-59 cm: 2277006968



glossy black/grey
50-56 cm: 2277006979
55-59 cm: 2277006980

CHARGER HELMET

PRODUCT FEATURES

- + Single inmold construction
- + Highly ventilated: 21 holes
- + Removable visor
- + 2D micro dial fit system
- + Heat sealed comfort padding
- + Weight: 250g w/o visor



matte black
54-58 cm: 2277006582
58-62 cm: 2277006593



matte green
54-58 cm: 2277006601
58-62 cm: 2277006612



matte white
54-58 cm: 2277006623
58-62 cm: 2277006634

FREERIDE HELMET

PRODUCT FEATURES

- + Single inmold construction
- + Highly ventilated: 21 holes
- + Removable visor
- + 2D micro dial fit system
- + Heat sealed comfort padding
- + Weight: 250g w/o visor



matte green
52-57 cm: 2277006991
58-61 cm: 2277007107



matte black
52-57 cm: 2277007000
58-61 cm: 2277007011

PARTS & ACCESSORIES

HELMETS / SUNGLASSES

SLIDER HELMET

PRODUCT FEATURES

- + Single inmold construction
- + Highly ventilated: 25 holes
- + Removable visor
- + 2D micro dial fit system
- + Ultrasonic comfort padding
- + Weight 255g



shiny black
54-58 cm: 2277007044
58-63 cm: 2277007055



shiny green
54-58 cm: 2277007022
58-63 cm: 2277007033

LADY & YOUTH HELMET

PRODUCT FEATURES

- + Single inmold construction
- + Highly ventilated: 21 holes
- + Removable visor
- + 2D micro dial fit system
- + Heat sealed comfort padding
- + Weight: 250g w/o visor



JULIET: matte black/pink/white
51-56 cm: 2277007066



MATTS: matte black/blue/white
51-56 cm: 2277007077

KID'S HELMET

PRODUCT FEATURES

- + Single inmold construction
- + Highly ventilated: 21 holes
- + Removable visor
- + 2D micro dial fit system
- + Heat sealed comfort padding
- + Weight: 250g w/o visor



matte light-blue/yellow
50-54 cm: 2277007088



matte red/green
50-54 cm: 2277007356



matte pink/blue
50-54 cm: 2277007099

RACE EDITION

PRODUCT FEATURES

- + Adjustable nosepiece
- + Including hard shell case & fiber bag
- + plus 2 pairs of exchangeable lenses
- + Different frame and lense colors



2313001107
Frame: shiny red / black
Lenses: grey mirrored / yellow / clear



2313001099
Frame: shiny black / green
Lenses: grey mirrored / yellow / clear

EXPERT EDITION

PRODUCT FEATURES

- + Adjustable nosepiece
- + Including hard shell case & fiber bag
- + plus 2 pairs of exchangeable lenses
- + Different frame and lense colors



2313001129
Frame: matte black / magenta
Lenses: grey mirrored / rose / clear



2313001130
Frame: matte black / white
Lenses: photochromic / yellow / clear

SPORT EDITION

SUNGLASSES

PRODUCT FEATURES

- + Adjustable nosepiece
- + Including hard shell case & fiber bag
- + plus 2 pairs of exchangeable lenses
- + Different frame and lense colors



2313001066

Frame: shiny black / green

Lenses: blue to green mirrored / yellow / clear



2313001088

Frame: shiny black / red

Lenses: red to gold mirrored / yellow / clear



2313001077

Frame: shiny black / white

Lenses: photochromic / yellow / clear

CASUAL EDITION

PRODUCT FEATURES

- + Including fiber bag
- + Different frame and lense colors



2313001152

Frame: matte black / red

Lens: red to gold mirrored



2313001141

Frame: matte black / green

Lens: grey mirrored

COMFORT GEL GLOVES

PRODUCT FEATURES

- + Durable Amara palm, silicone printed
- + Stretch backhand with mesh panels for optimal breathability, moisture wicking, and comfort
- + Gel padding for shock absorption
- + Finger tabs for gloves' easy removal
- + Silicone palm prints for grips
- + Terry cloth thumb to wipe off sweat
- + Adjustable Velcro strap for secure fit
- + Material: Nylon: 50%, Polyurethane: 45%, Elasthane: 5%



short black/red 2280008134 (XS)

-8145 (S) / -8156 (M) / -8167 (L) / -8178 (XL) / -8189 (XXL)



short black/green
2280008071 (XS)

-8082 (S) / -8093 (M) / -8101 (L) /
-8112 (XL) / -8123 (XXL)



short black/white
XS: 2280008190

-8208 (S) / -8219 (M) / -8220 (L)
-8231 (XL) / -8242 (XXL)

LIGHT SPORT GLOVES

PRODUCT FEATURES

- + Durable Amara palm, silicone printed
- + Stretch backhand with mesh panels for optimal breathability, moisture wicking, and comfort
- + Gel padding for shock absorption
- + Finger tabs for gloves' easy removal
- + Silicone palm prints for improved grip
- + Terry cloth thumb to wipe off sweat
- + Adjustable Velcro strap for secure fit
- + Material: Nylon: 60%, Polyurethane: 30%, Elasthane: 10%



black/green 2280008372 (XS)

-8383 (S) / -8394 (M) / -8402 (L) / -8413 (XL) / -8424 (XXL)



black/red
2280008435 (XS)

-8446 (S) / -8457 (M) / -8468 (L)
-8479 (XL) / -8480 (XXL)



black/white
2280008491 (XS)

-8509 (S) / -8510 (M) / -8521 (L)
-8532 (XL) / -8543 (XXL)

PARTS & ACCESSORIES

GLOVES

LADY COMFORT GEL GLOVES

PRODUCT FEATURES

- + Durable Amara palm, silicone printed
- + Moisture wicking stretch backhand with mesh panels for optimal breathability & comfort
- + Gel padding for shock absorption
- + Finger tabs for gloves' easy removal
- + Silicone palm prints for improved grip
- + Terry cloth thumb to wipe off sweat
- + Adjustable Velcro strap for secure fit
- + Material: Nylon: 50%, Polyurethane: 45%, Elasthane: 5%



short lady black/blue 2280008253 (XS)
-8264 (S) / -8275 (M) / -8286 (L)



black/pink 2280008297 (XS)
-8305 (S) / -8316 (M) / -8327 (L)



black/white 2280008338 (XS)
-8349 (S) / -8350 (M) / -8361 (L)



black 2280008048 (S)
-8059 (M) / -8060 (L)



red 2280008015 (S)
-8026 (M) / -8037 (L)

KID'S GLOVES

PRODUCT FEATURES

- + Durable Amara palm
- + Lycra stretchable backhand for optimal breathability & comfort
- + 3D foam padding for shock absorption
- + Terry cloth thumb to wipe off sweat
- + Adjustable Velcro strap for secure fit
- + Material: Nylon: 60%, Polyurethane: 30%, Elasthane: 10%



green 2280007984 (S)
-7995 (M) / -8004 (L)



black/red 2280008792 (XS)
-8800 (S) / -8811 (M) / -8822 (L)
-8833 (XL) / -8844 (XXL)



black/orange/blue 2280008855 (XS)
-8866 (S) / -8877 (M) / -8888 (L)
-8899 (XL) / -8907 (XXL)

LIGHT GEL GLOVES

PRODUCT FEATURES

- + Durable Amara palm, silicone printed
- + Sublimation printed Lycra mesh backhand for comfort
- + Silicone print on finger tips for grip
- + GEL foam padding for shock absorption
- + Terry cloth thumb to wipe off sweat
- + Adjustable Velcro strap for secure fit
- + Touch screen compatible
- + Material: Nylon: 20%, Polyester: 35%, Polyurethane: 35%, Elasthane: 10%



black/green 2280008736 (XS)
-8747 (S) / -8758 (M) / -8769 (L)
-8770 (XL) / -8781 (XXL)



black/red 2280008617 (XS)
-8628 (S) / -8639 (M) / -8640 (L)
-8651 (XL) / -8662 (XXL)



black/white 2280008673 (XS)
-8684 (S) / -8695 (M) / -8703 (L)
-8714 (XL) / -8725 (XXL)

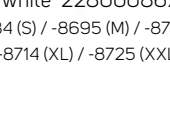
LIGHT SPORT GLOVES

PRODUCT FEATURES

- + Durable Amara palm, silicone printed
- + Lightweight, moisture wicking stretch backhand for optimal comfort
- + Perforated for air flow & moisture transportation
- + Silicone finger & palm prints for improved grip
- + Terry cloth thumb to wipe off sweat
- + Adjustable Velcro strap for secure fit
- + Touch screen compatible
- + Material: Nylon 55%, Polyurethane 35%, Elasthane 10%



black/green 2280008554 (XS)
-8565 (S) / -8576 (M) / -8587 (L)
-8598 (XL) / -8606 (XXL)



WIND SPOT GLOVES

PRODUCT FEATURES

- + Durable Amara palm, silicone printed
- + GEL foam padding for shock absorption
- + Soft shell fabric, wind proof on the backhand
- + Water proof & breathable
- + Reflective details for better visibility
- + Neoprene cuff
- + Touch screen compatible
- + Material: Nylon: 65%, Polyurethane: 30%, Elasthane: 5%



black 2280008918 (XS)
-8929 (S) / -8930 (M) / -8941 (L)
-8952 (XL) / -8963 (XXL)

WARM & WATERPROOF

PRODUCT FEATURES

- + Durable Amara palm, silicone printed
- + GEL foam padding for shock absorption
- + Soft shell fabric, wind proof on the backhand
- + Water proof & breathable
- + reflective details for better visibility
- + Neoprene cuff
- + 3M Thinsulate + Hipora lining
- + Touch screen compatible
- + Material: Nylon: 65%, Polyurethane: 30%, Elastane: 5%



black 2280008974 (XS)
-8985 (S) / -8996 (M) / -9005 (L)
-9016 (XL) / -9027 (XXL)



green fluor 2280009038 (XS)
-9049 (S) / -9050 (M) / -9061 (L)
-9072 (XL) / -9083 (XXL)

HOW TO DETERMINE YOUR GLOVE SIZE

Measure the circumference of your palm at its widest point below the knuckles. Match these measurements to the chart below. Please use this chart as a rough guide only, it doesn't guarantee a perfect fit.

ATTENTION: EU Size pattern, for Asia take one size smaller

FULL & SHORT FINGER GLOVES

HAND MEASUREMENT	SIZE
170 mm 17 cm	XS
180 mm 18 cm	S
190 mm 19 cm	M
200 mm 20 cm	L
210 mm 21 cm	XL
220 mm 22 cm	XXL

LADY'S – SHORT FINGER GLOVES

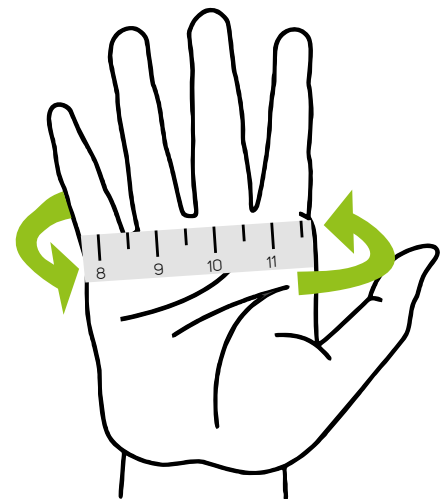
HAND MEASUREMENT	SIZE
160 mm 16 cm	XS
170 mm 17 cm	S
180 mm 18 cm	M
190 mm 19 cm	L
200 mm 20 cm	XL

KID'S – SHORT FINGER GLOVES

HAND MEASUREMENT	SIZE
140 mm 14 cm	S/4
150 mm 15 cm	M/5
160 mm 16 cm	L/6

WINTER GLOVES

HAND MEASUREMENT	SIZE
180 mm 18 cm	XS
190 mm 19 cm	S
200 mm 20 cm	M
210 mm 21 cm	L
220 mm 22 cm	XL
230 mm 23 cm	XXL



**MEASURE HAND CIRCUMFERENCE
AT THE HIGHLIGHTED AREA**

SHORT SOCKS

PRODUCT FEATURES

- + available in 3 sizes: 22cm/35-36 (XS), 24cm/37-39 (S), 26cm/40-42 (M)



white/grey:
2317001334 (XS)
-345 (S) / -356 (M)



black/grey:
2317001301 (XS)
-312 (S) / -323 (M)

LONG SOCKS

PRODUCT FEATURES

- + available in 3 sizes: 24cm/37-39 (S), 26cm/40-42 (M), 28cm/43-45 (L)



black/green:
2317001141 (S)
-152 (M) -163 (L)



black/red:
2317001204 (S)
-215 (M) -226 (L)



white/grey:
2317001237 (S)
-248 (M) -259 (L)



black/white:
2317001367 (S)
-378 (M) -389 (L)

PARTS & ACCESSORIES

CYCLING COMPUTERS / LIGHTS

M10

PRODUCT FEATURES

- + Current speed
- + Average speed
- + Trip distance
- + Total trip distance
- + 12/24 hour clock
- + Maximum speed
- + Riding time
- + Speed pacer
- + Calorie consumption
- + Total riding time



m10 wireless green
2133001075



m10 wireless black
2133001064

HIGH-POWER LED HEADLIGHT

PRODUCT FEATURES Item-No.: 2127003240

- + 1 Watt LED, side visibility
- + Low battery indicator
- + Tool free mount
- + Water resistant
- + Color: black
- + Meets German regulation K-Mark approval
- + 2 Modes: High Beam/Low Beam
- + 3 x AAA Carbon Zinc batteries included



SAFETY LIGHT

PRODUCT FEATURES Item-No.: 2127003251

- + 1 white or red LED / 2 click
- + Tool free mount
- + Water resistant
- + black aluminum case
- + 2 Modes: Constant (30h) / Flashing (90hrs)



Item-No.: 2128001715

FRONT LIGHT

PRODUCT FEATURES Item-No.: 2127003392

- + High-Power LED headlight
- + „1 Watt“ white Cree LED
- + 180 Lumens
- + 3 x AA Batteries
- + 2 Modes: Constant / Flashing



SILIX USB SILICONE REAR LIGHT

PRODUCT FEATURES Item-No.: 2128001801

- + Modes: Flash/Strobe/Constant
- + Light source: High Brightness white LED
- + Battery: 3.7V Li-Poly rechargeable battery 260 mAh
- + Charge: Micro USB supply 5V
- + Charge time (approx): 1.5 hours
- + Runtime (approx): 15hrs (flash), 9hrs (strobe), 4.5hrs (constant)
- + Mount size: Ø 22.2-35mm
- + Water Resistant: IPX4
- + Color: black



M8

PRODUCT FEATURES

- + Current speed
- + Average speed
- + Trip distance
- + Total trip distance
- + 12/24 hour clock
- + Maximum speed
- + Riding time
- + Speed pacer

wired black 2133001105
wireless black 2133001127
wired green 2133001116
wireless green 2133001138

M5

PRODUCT FEATURES

- + Current speed
- + Average speed
- + Trip distance
- + Total trip distance
- + 12/24 hour clock

wired green 2133001097
wired black 2133001086



LUMEN USB HEADLIGHT

PRODUCT FEATURES

Item-No.: 2127003370

- + Light source: CREE LED
- + Modes: Auto & Manual (Standard / High / Low)
- + Battery: Li-Poly rechargeable battery 1000mAh
- + Charge: Micro USB charging port
- + Strap Mount: Ø22.2mm-31.8mm
- + Water Resistant: IPX5
- + Color: black
- + Charging time: 3 hours (approx.)
- + Runtime (approx.): 2.7hrs (high), 5hrs (standard), 8hrs (low)

LIGHT SET

PRODUCT FEATURES Item-No.: 2127003381

- + Front: 3 white LEDs
- + 2 Modes: Constant / Flashing
- + 3x AAA Batteries
- + Rear: 3 white LEDs
- + 4 Modes: Constant / Flashing
- + 2 x AAA Batteries



USB SAFETY REAR LIGHT

PRODUCT FEATURES Item-No.: 2128001737

- + Can be clipped to bag & helmet
- + Perfect fit for MERIDA backpacks & saddlebags
- + 3 LEDs
- + Low battery indicator
- + Tool free mount
- + Water resistant
- + 4 Flash Modes: Super Bright (2 hrs), Normal (5 hrs), Flashing (12,5 hrs), Chasing (25 hrs)
- + With bracket, zip tie, Velcro mount
- + incl. Lithium-ion Polymer battery and USB-cable



REAR LIGHT

PRODUCT FEATURES

- + 4 LEDs (2x 0,5W + 2x 5mm)
- + 4 Modes: Constant / Flashing
- + 2 x AAA Batteries



Item-No.: 2128001823

PRODUCT FEATURES

- + 3 LEDs
- + 4 Modes: Constant / Flashing
- + 2 x AAA Batteries



Item-No.: 2128001812

FLOOR PUMP ALLOY

PRODUCT FEATURES Item-No: 2274001485


- + Big gauge high pressure al. pump
- + 3" gauge
- + Ergonomic 2-tone handle
- + Durable aluminium barrel
- + Steel Base with soft padding
- + Big 3" gauge for clear legibility
- + Clever Twin-Valve head for Schrader, Presta and Dunlop
- + Height: 675mm, diameter: 31mm
- + Weight: 2100g
- + Max. pressure: 260 Psi / 18 bar



FLOOR PUMP ALLOY HIGH POLISH

PRODUCT FEATURES Item-No: 2274001634

- + Big gauge floor pump
- + Aluminum handle and barrel, highly polishes
- + Die-Cast aluminum base
- + Clever Twin-Valve head for Schrader, Presta and Dunlop
- + Big 3" gauge for clear legibility
- + Height: 675mm, diameter: 31mm
- + Weight: 1350g
- + Max. pressure: 260 Psi / 18 bar



FLOOR PUMP ECO

PRODUCT FEATURES Item-No: 2274001667

- + Steel floor pump
- + Ergonomic 2-tone handle
- + Durable Steel Barrel
- + Stable Plastic Base
- + Valve-head for Presta and Schrader
- + Ball needle & valve adapter included
- + Big 2.5" gauge for clear legibility
- + Height: 610mm, diameter: 31mm
- + Weight: 1400g
- + Max. pressure 160 psi / 11 bar



FLOOR PUMP ECO

PRODUCT FEATURES Item-No: 2274001623

- + High pressure steel pump
- + Extra big, padded base
- + Durable stamped steel base, steel barrel
- + GCT-P pump head
- + Clever Twin-Valve head for Schrader, Presta and Dunlop
- + Ball needle & valve adapter included
- + Height: 631mm, diameter: 31.5mm
- + Weight: 1600g
- + Max. pressure: 160Psi / 11 bar

FLOOR PUMP HIGH VOLUME

PRODUCT FEATURES Item-No: 2274001645

- + High volume MTB Pump
- + Steel handle
- + 6063 aluminum barrel and sleeve
- + 2.5" top-mounted gauge for clear legibility
- + Stamped steel base with pad
- + Clever Twin-Valve head for Schrader, Presta and Dunlop
- + Height: 685mm
- + Max. pressure: 160Psi / 11 bar
- + rsure 160



FLOOR PUMP ALLOY HIGH POLISH

PRODUCT FEATURES Item-No: 2274001612

- + Big gauge floor pump
- + Aluminum handle and barrel, highly polishes
- + Die-Cast aluminum base
- + Clever Twin-Valve head for Schrader, Presta and Dunlop
- + Big 3" gauge for clear legibility
- + Height: 675mm, diameter: 31mm
- + Weight: 1350g
- + Max. pressure: 260 Psi / 18 bar



PUMP ECO MTB MINI

PRODUCT FEATURES Item-No: 2274001526

- + Pump with extractable hose & reversible valve
- + Reversible schrader and presta valve head with thumb lock lever
- + Aluminium lever
- + Plastic handle and barrel
- + Extractable hose
- + Dust cap
- + Reinforced plastic shaft
- + Max. pressure: 80 psi / 5,5 bar



PUMP ECO ROAD MINI

PRODUCT FEATURES Item-No: 2274001537

- + Pump with extractable hose & reversible valve
- + Reversible schrader and presta valve head with thumb lock lever
- + Aluminium lever
- + Plastic handle and barrel
- + Extractable hose
- + Dust cap
- + Reinforced plastic shaft
- + Max. pressure: 100 psi / 7 bar

PARTS & ACCESSORIES

PUMPS

PUMP TELESCOPE ROAD CNC

PRODUCT FEATURES Item-No: 2274001548

- + Pump with extractable hose & reversible valve
- + Reversible schrader and presta valve head with thumb lock lever
- + Aluminium lever
- + Plastic handle and barrel
- + Extractable hose
- + Dust cap
- + Reinforced plastic shaft
- + Max. pressure: 80 psi / 5,5 bar



PUMP ROAD CNC

PRODUCT FEATURES Item-No: 2274001559

- + One way Road CNC pocket pump with clever twin-valve
- + CNC-machined aluminum barrel, handle and valve head
- + Plastic pump head
- + Pocket size - easily stored in jersey pocket
- + Clever Twin-Valve head for Schrader, Presta and Dunlop
- + Thumb-Lock lever
- + Max. pressure: 120 psi / 8,5 bar



PUMP TELESCOPE CNC

PRODUCT FEATURES Item-No: 2274001560

- + Telescope MTB CNC pocket pump with clever twin-valve
- + CNC-machined aluminum barrel, handle and valve head
- + Plastic pump head
- + Pocket size - easily stored in jersey pocket
- + Clever Twin-Valve head for Schrader, Presta and Dunlop
- + Thumb-Lock lever
- + Max pressure 80 psi / 5,5 bar



PUMP MTB CNC

PRODUCT FEATURES Item-No: 2274001571

- + One way MTB CNC pocket pump
- + with clever twin-valve
- + CNC-machined aluminum barrel, handle and valve head
- + Plastic pump head
- + Pocket size - easily stored in jersey pocket
- + Clever Twin-Valve head for Schrader, Presta and Dunlop
- + Thumb-Lock lever
- + Max pressure 80 psi / 5,5 bar



PUMP ECO COMPACT

PRODUCT FEATURES Item-No: 2274001399

- + Compact, reversible Presta and Schrader adapter
- + Thumb lock lever
- + Telescopic design
- + Length: 255mm, diameter: 21mm
- + Weight: 120g
- + capacity: 100 psi / 7 bar



PUMP TELESCOPE

PRODUCT FEATURES Item-No: 2274001418

- + Clever valve, telescopic design
- + Lockable Barrel For „High Volume“ and „High Pressure“
- + Length: 270mm, diameter: 27mm
- + Weight: 220g
- + capacity: 100 psi / 7 bar



SHOCK PUMP

PRODUCT FEATURES Item-No: 2274001593

- + Shock Pump
- + Max. pressure: 300 psi / 21 bar
- + Precise adjust button: 3 psi / 0,2 bar air pressure release per push
- + Non-scratch, rubber sealed system on pump head
- + Die-cast gauge base
- + Rotary foldable hose design for minimum total length
- + Soft 2-tone handle



ECO SHOCK PUMP

PRODUCT FEATURES Item-No: 2274001601

- + Lightweight Shock Pump
- + Max. pressure: 300 psi / 21 bar
- + Precise adjust button: 3 psi / 0,2 bar air pressure release per push
- + Non-scratch, rubber sealed system on pump head
- + Plastic gauge base
- + Rotary foldable hose design for minimum total length
- + Soft 2-tone handle



DIGITAL SHOCK PUMP

PRODUCT FEATURES Item-No: 2274001582

- + High-tech LCD display
- + Max. pressure: 300 psi / 21 bar
- + Precise adjust button: 3 psi / 0,2 bar air pressure release per push
- + 6063-Aluminum barrel
- + Non-scratch, rubber sealed system
- + Foldable hose



CARBON CAGES

PRODUCT FEATURES

- + Lightweight carbon
- + Easy bottle access
- + With 2 alloy bolts
- + Weight: 28,7 grams (+2)



team-green/pink
2124002437



team-green/white
2124002426



black
2124002415



black/white
2124003201

PRODUCT FEATURES

- + Lightweight carbon
- + Easy bottle access
- + With 2 alloy bolts
- + Weight: 16 grams (+2)



black/black
2124003212



black/green
2124003223



black/white
2124003234



black/black
2124003182



black/green
2124003193

PRODUCT FEATURES

- + Lightweight carbon
- + Compact, side loading design:
downtube: right, seat tube: left
- + With 2 alloy bolts
- + Weight: 20 grams (+2)



white/black
2124003148



black/white
2124003159



black (green/white)
2124002620

ALLOY CAGES

PRODUCT FEATURES

- + Compression design, secure
bottle retention
- + Material: alloy
- + Rubber hook for extra hold
- + Weight: 26 grams (+2)



black (white/green)
2124002686



black/red
2124003160



white/black
2124003171

PRODUCT FEATURES

- + Side-loading design, for compact bottle
mounting area
- + Material: alloy
- + Right-hand loading on the down tube,
left-hand loading on the seat tube
- + Weight: 33 grams (+2)



black
2124002493

PRODUCT FEATURES

- + Material: alloy
- + Weight: 66 grams (+2)



blue
2124002460



red
2124002471



green
2124002482



white
2124003126



silver
2124002501



silver
2124002556



black
2124002545

PRODUCT FEATURES

- + Material diameter: 4.0 mm
- + Material: alloy
- + Weight: 29 grams (+2)



white (red/grey)
2124002608



black (green/white)
2124002567



black (red/grey)
2124002589



black (green/magenta)
2124002619

PLASTIC CAGES

PRODUCT FEATURES

- + Compression design for secure bottle retention
- + Material: reinforced plastic
- + High durability
- + Weight 30 grams (+2)

PARTS & ACCESSORIES

BOTTLES

PRODUCT FEATURES

- + Material: LDPE
- + 600cc or 700cc
- + With or without cap
- + diameter: 74mm

THERMO BOTTLE

Can double the time your drink has the right temperature

450CC 2123002993
600CC: 2123003002



700CC: 2123002959
700CC W/CAP: 2123002960
600CC: 2123002971
600CC W/CAP: 2123002982



700CC: 2123002915
700CC W/CAP: 2123002926
600CC: 2123002937
600CC W/CAP: 2123002948



700CC: 2123002874
700CC W/CAP: 2123002885
600CC: 2123002896
600CC W/CAP: 2123002904



700CC: 2123002830
700CC W/CAP: 2123002841
600CC: 2123002852
600CC W/CAP: 2123002863



700CC: 2123002818
600CC: 2123002829



700CC: 2123002755
600CC: 2123002766



700CC: 2123002777
600CC: 2123002788



700CC: 2123002799
600CC: 2123002807



700CC: 2123002711
700CC W/CAP: 2123002722
600CC: 2123002733
600CC W/CAP: 2123002744



700CC: 2123002595
700CC W/CAP: 2123002603
600CC: 2123002614
600CC W/CAP: 2123002625



700CC: 2123002636
700CC W/CAP: 2123002647
600CC: 2123002658
600CC W/CAP: 2123002669



700CC: 2123002670
700CC W/CAP: 2123002681
600CC: 2123002692
600CC W/CAP: 2123002700

BELLS

PRODUCT FEATURES

- + Bell diameter: 45mm
- + Handlebar diameter: 22,2mm
- + Material: alloy top / plastic base
- + Sound: classic „ring-ring“

BOX "NEUTRAL": 2120001975
BOX "COLORFUL": 2120001986



PRODUCT FEATURES

- + Bell diameter: 32mm
- + Handlebar diameter: 22,2mm
- + Material: alloy top / plastic base
- + Sound: „ping“

BOX "NEUTRAL": 2120001997
BOX "COLORFUL": 2120002006



PRODUCT FEATURES

- + Bell diameter: 35mm
- + Handlebar diameter: 22,2mm
- + Material: alloy top / plastic base
- + Sound: „ping“

BOX "NEUTRAL": 2120002017
BOX "COLORFUL": 2120002028



MIRROR

PRODUCT FEATURES

- + i-SEE Safety Handlebar Mirror
- + 360° horizontal & +/-20° angle adjustment
- + Dimensions: 58 X 58 mm
- + Material: PMMA
- + Mirror: convex
- + Mount range: Ø22.2mm-35mm



black/black
2296000101



black/white
2296000112

LOCKS

U-TYPE COMBINATION LOCK

Diameter: 10mm

ITEM-NO.: 2134001995

Length: 19.5cm

Width: 4.8cm



U-SHACKLE LOCK

ITEM-NO.: 2134002048

Length: 28cm

Width: 11cm



4 DIGITS COMBINATION CABLE LOCK

Diameter: 10mm

ITEM-NO.: 2134001984

Length: 180cm

ITEM-NO.: 2134002015

Length: 120cm



3 DIGITS COMBINATION CABLE LOCK

ITEM-NO.: 2134002004

Length: 90cm

Diameter: 8mm



DOUBLE LOOP CABLE ONLY, FIXED WITH VELCRO

Diameter: 10mm

ITEM-NO.: 2134002101

Length: 250cm

ITEM-NO.: 2134002093

Length: 180cm

ITEM-NO.: 2134002082

Length: 120cm



CABEL LOCK

ITEM-NO.: 2134002037

Length: 120cm,

Diameter: 15mm

ITEM-NO.: 2134002123

Length: 90cm

Diameter: 10mm

ITEM-NO.: 2134002026

Length: 180cm

Diameter: 10mm

ITEM-NO.: 2134002112

Length: 120cm,

Diameter: 10mm



4 DIGITS COMBINATION MINI U-LOCK+ DOUBLE LOOPCABLE

ITEM-NO.: 2134002060

Length: 180cm,

Diameter: 10mm



4 DIGITS COMBINATION CHAIN LOCK

ITEM-NO.: 2134002059

Length: 90cm



TOOLBOXES

WORKSHOP SMALL

ITEM-NO.: 2137004175

PRODUCT FEATURES

- + Chain rivet extractor (including replacement pin)
- + Crank puller
- + 8mm hex key wrench / 14mm socket
- + Pedal wrench
- + Freewheel wrench
- + Bottom bracket wrench
- + Chain whip
- + Hub cone spanner 13/15/17(2 piece each)
- + Spoke wrench 0.127" / 0.130" / 0.136"
- + Cartridge B.B. tool
- + Monkey wrench
- + Hex key wrenches 2 / 2,5 / 3 / 4 / 5 / 6
- + Folding Tool T9 / T10 / T15 / T20 / T25 / T27 / T30 / T40



PARTS & ACCESSORIES

TOOLS

WORKSHOP LARGE
ITEM-NO.: 2137004205

PRODUCT FEATURES

- + Chain ring nut wrench
- + Chain scrubber
- + Master link tool
- + Cable cutter
- + Tire lever set
- + Spoke wrench 0.127" / 0.130" / 0.136"
- + Chain hook
- + Pedal wrench
- + 8mm hex key wrench / square adapter
- + Chain wear indicator
- + Freewheel turner / pedal wrench
- + Bottom bracket wrench, for Hollowtech II / BB-9000 / BBR60
- + T10 / T15 / T20 / T25 / T27 / T30 / T40 / T45 / T50 wrench
- + Crank puller
- + Dust cap remover
- + Freewheel remover
- + Cartridge B.B. tool
- + Chain rivet extractor
- + Flat / Philips screwdriver
- + Hex key wrench 2 / 2,5 / 3 / 4 / 5 / 6
- + Torque wrench set
- + Press-fit BB installation & removal kit



PROFESSIONAL
ITEM-NO.: 2137004216

PRODUCT FEATURES

- + Chain rivet extractor incl. replacement pin
- + Flat 5mm / Philips screwdriver
- + Dust cap wrench
- + Chain ring nut wrench
- + Tire lever
- + 8mm hex key wrench / square adapter
- + Pedal wrench
- + Freewheel turner
- + Bottom Bracket wrench
- + Hub cone spanner 13/14/15/16 set of 2 piece
- + Lock ring remover
- + Crank puller
- + Spoke wrench 0.127" / 0.130" / 0.136"
- + Cartridge B.B. Tool
- + Flat screwdriver 3mm
- + Patch kit
- + Hex key wrench 2 / 2,5 / 3 / 4 / 5 / 6
- + Folding Tool T9 / T10 / T15 / T20 / T25 / T27 / T30 / T40



MINI SOCKET DRIVER AND BIT SET

MERIDA high quality 23 in 1 tool set, small and easy to carry while containing a useful selection of sockets and screwdriver bits.

PRODUCT FEATURES Item-No.: 2137004164

- + 1/4" micro ratchet with adapter to 1/2"
- + 1/4" hex bits 1,5 / 2 / 2,5 / 3 / 4 / 5 / 6 / 8
- + 1/4" T10 / T15 / T20 / T25 / T30
- + 1/4" (-) 3 & 5
- + 1/4" (+) PH1 & PH2
- + Drive socket 8 / 9 / 10 / 13 / 15



WORKSHOP TOOLS

FREEWHEEL REMOVER

Shimano HG with guide axle
Length: 235mm
Weight: 248g

ITEM-NO.: 2137004357



CHAIN WHIP

8 / 9 / 10 / 11 Speed
Length: 305mm
Weight: 285g

ITEM-NO.: 2137004379



SPOKE KEY

0,136" / 3,5mm Nipple
Length: 50mm
Weight: 12g

ITEM-NO.: 2137004410



COLORFULL HEX WRENCH SET

Allen wrench set with ball-end in 9 colors
1,5 / 2 / 2,5 / 3 / 4 / 5 / 6 / 8 / 10
Length: 235mm
Weight: 405g

ITEM-NO.: 2137004346



PEDAL WRENCH

2x 15mm
Length: 350mm
Weight: 365g

ITEM-NO.: 2137004368



BB TOOL

Bottom bracket tool Shimano Hollowtech II
Length: 255mm
Weight: 255g

ITEM-NO.: 2137004380



BB TOOL

Cardridge bottom bracket tool
Shimano cartridge / ISIS drive
Length: 245mm
Weight: 322g

ITEM-NO.: 2137004391



PARTS & ACCESSORIES

TOOLS

CRANK PULLER

Square Axle / Octalink / ISIS Drive
Integrated adapter to fit square & spline axle
Length: 80mm
Weight: 115g

ITEM-NO.: 2137004409



CHAIN TOOL

7 / 8 / 9 / 10 speed
Including replacement pin
Length: 120mm
Weight: 110g

ITEM-NO.: 2137004421



TOOL SETS

TIRE LEVERS SET

ITEM-NO.: 2137004443

- + Ergonomic shape / easy to handle
- + 3 pieces as a set
- + Length: 110mm
- + Weight: 33,5g



PATCH KIT BOX

ITEM-NO.: 2137004528

- + Eye catching, promotional package design
- + 100 patch repair kits in a jar
- + 1 patch repair kit includes:
6x self-adhesive patches,
1x piece of sandpaper,
1x manual



REPAIR SET

ITEM-NO.: 2137004432

- + 2 tire levers, 6 patches
- + Sandpaper & glue
- + Length: 105mm
- + Weight: 44,5g



TOOL CANS

PRODUCT FEATURES

- + Can for bottle cage
- + EPS inlay for noise reduction
- + Length S: 140x74mm
- + Length L: 195x74mm
- + Weight: 52g (S) / 62g (L)

Small: 2309003651
Large: 2309003640



MULTITOOLS

ITEM-NO: 2137003657

- + Allen Wrenches: 2/2.5/3/4/5/6/8
- + Screwdrivers: ⊕ & ⊖
- + T25
- + 2 tire levers
- + Knife
- + Bottle Opener
- + Chain Tool
- + Length: 8.5cm
- + Weight: 208g



ITEM-NO: 2137003550

- + 20 in 1
- + Grip plates: alloy
- + Wrenches: 2/2.5/3/4/5/6/8
- + T25
- + Screwdrivers: ⊕ & ⊖
- + Box Wrench 8/9/10
- + 14G, 15G, 16G
- + Chain tool
- + 2 Tire levers
- + Length: 8.5cm
- + Weight: 168g



ITEM-NO: 2137003572

- + 12 in 1
- + Allen wrenches: 2/2.5/3/4/5/6,
- + Screwdrivers: ⊕ & ⊖
- + T25
- + 14G & 15G
- + Universal chain tool
- + Length: 7cm
- + Weight: 143g



ITEM-NO: 2137004119

- + 10 in 1
- + Allen wrenches: 2/3/4/5/6
- + Screwdrivers: ⊕ & ⊖
- + T25
- + 2 spoke wrenches
- + Length: 7cm
- + Weight: 77g



ITEM-NO: 2137004153

- + 7 In 1
- + Allen wrenches: 2/3/4/5/6
- + Screwdrivers: ⊕ & ⊖
- + Length: 5 cm
- + Weight: 62g



ITEM-NO: 2137003594

- + 8 In 1
- + Allen Wrenches: 2/3/4/5/6
- + Screwdrivers: ⊕ & ⊖
- + T25
- + Length: 5.5cm
- + Weight: 62g



PARTS & ACCESSORIES

TOOLS

ITEM-NO: 2137004517

- + 15mm pedal / hub axle nut wrench
- + Allen wrench 3/4/5/6/8
- + Screwdriver: ⊕
- + T25
- + Chain tool (8,9,10, 11 speed)
- + Box wrench: 10
- + Spoke key: G14 / G15 / Mavic M7
- + Brake pad spreader
- + Bottle opener
- + Length: 73mm
- + Weight: 156g



ITEM-NO: 2137004506

- + 7 in 1 pocket mini tool
- + Allen wrench 3/4/5/6mm
- + Screwdrivers: ⊕ & ⊖
- + T25
- + Length: 51mm
- + Weight: 56g



ITEM-NO: 2137004335

- + 20 in 1 high-end multi tool
- + Allen wrench 2/2.5/3/4/5/6/8
- + Screwdrivers: ⊕ & ⊖
- + T10 / T25
- + Spoke wrench G13 / G14 / G15 / G16 / Shimano hex 4.6 / Mavic M7
- + Tire lever
- + Brake pad spreader
- + Chain tool (9/10/11 speed)
- + Sidebar scale for sag adjustment
- + Including neoprene sleeve
- + Size: 74x53mm
- + Weight: 150g



MULTI TOOL SLEEVE

Included with item-no. 2137004335, 2137004313 & 2137004324



ITEM-NO: 2137004313

- + 16 in 1 high-end multi tool
- + Allen wrenches: 2/2.5/3/4/5/6/8
- + Screwdrivers: ⊕ & ⊖
- + T25 / T10
- + spoke wrench: Shimano Hex 4.6 / Mavic M7
- + Tire lever
- + Bottle opener
- + R4 CO2 inflator
- + Sidebar scale for sag adjustment
- + Including neoprene sleeve
- + Size: 74x52mm
- + Weight: 135g



ITEM-NO: 2137004324

- + 17 in 1 high-end multi tool
- + Allen wrench 2/2.5/3/4/5/6/8
- + Screwdrivers: ⊕ & ⊖
- + T10 / T25
- + Spoke wrench: G14 / G15 / Mavic M7 / Shimano Hex 4.6
- + Tire lever
- + Brake pad spreader
- + Sidebar scale for sag adjustment
- + Including neoprene sleeve
- + Size: 74x47mm
- + Weight: 125g



ITEM-NO: 2137004294

- + 7 in 1 high-end torx tool
- + Torx 10/15/20/25/27/30/40



ITEM-NO: 2137004302

- + 10 in 1 high-end multi tool
- + Allen wrenches: 2/2.5/3/4/5/6/8
- + Screwdriver: Screwdriver: ⊕
- + T25 / T10
- + Sidebar scale for sag adjustment
- + Size: 74x41mm
- + Weight: 100g



DISPLAYS

BICYCLE LEVER STORAGE STAND

ITEM-NO.: 2271000360

Designed for easy storage and save positioning of most types of bicycles. Covers a big rage of bike from BMX / MTB / Road bike with tires 20mm up to 2.4" wide and from 20" up to 29" wheels.



ADJUSTABLE HEIGHT FOR 26-29" MTB / ROAD
ITEM-NO: 2271000371

ASSEMBLY STAND


BICYCLE REPAIR STAND

ITEM-NO.: 2137004186

The 360° rotatable head fits all standard seat-posts. For working ergonomically, the height can easily be adjusted.

PRODUCT FEATURES

- + Bike repair and assembly stand
- + Made of lightweight aluminum
- + Foldable and easy to carry



PARTS & ACCESSORIES

TOOLS

MERIDA KIDS TRAILER

With unmatched experience in the bicycle business, MERIDA's first Kids Trailer comes with an outstanding value-for-money.

PRODUCT FEATURES

- + Capacity: 99 lb / 45 kg
- + Kids: 2
- + Including jogging-set & swivel wheel
- + Weight (base): 26,7 lb / 12,1 kg
- + Weight (incl. hitch): 28,9 lb / 13,1 kg
- + Weight (incl. Jogger Set): 30,4 lb / 13,8 kg
- + Seat width: 22" / 56 cm
- + Shoulder width: up to 23,6" / 60 cm
- + Seat height : 25,6" / 65 cm
- + Size L x W x H (Fully built incl. handlebar): 34,6 x 31,8 x 39,8" / 88 x 81 x 101 cm

GREEN/GREY/WHITE
ITEM-NO: 19207400

BLUE/GREY/WHITE
ITEM-NO: 19207401



PARTS & ACCESSORIES

HANDLEBARS

EXPERT ROAD

PRODUCT FEATURES

- + Green/white or grey/white decals
- + ISO 4210-R approved
- + 31,8mm
- + 125mm drop
- + 70mm reach
- + Weight: 320g (420mm)



CARBON TEAM MTB FLAT

PRODUCT FEATURES

- + Team decals
- + ISO 4210-M approved
- + 31,8mm
- + 9° back
- + Weight: 130g +/-2g



CARBON TEAM MTB RISER

PRODUCT FEATURES

- + Team decals
- + ISO 4210-M approved
- + 31,8 x 760 x 15mm rise
- + 9° back / 6° up
- + Weight: 195g

grey/white
760 mm: 2051074759
720 mm: 2051074771

green/white
760 mm: 2051074748
720 mm: 2051074760

EXPERT MTB RISER

PRODUCT FEATURES

- + 6061 D.B. aluminum
- + Sandblasted finish, Expert decals
- + ISO 4210-M approved
- + 31,8mm x 760 x 15mm rise
- + 9° back / 5° up
- + Weight: 300g (720mm) / 320g (760mm)



EXPERT MTB FLAT

PRODUCT FEATURES

- + Expert decals
- + ISO 4210-M approved
- + 31,8 x 720 mm
- + 10° back
- + Weight: 285g



TEAM STEM 7°

PRODUCT FEATURES

- + 3D forged / 6061-T6 aluminum / Ti Screws
- + Sandblasted, green/white Team decals
- + ISO 4210-R/M approved
- + Handlebar diameter: 31,8mm
- + For 1 1/8" steerer
- + Height: 40mm / Length: 80 - 120 mm
- + Angle +/- 7°



ITEM-NO. GREY

80 mm (100g): 2052136549
90 mm (105g): 2052136550
100 mm (110g): 2052136561
110 mm (115g): 2052136572
120 mm (120g): 2052136583



ITEM-NO. GREEN

80 mm (100g): 2052136453
90 mm (105g): 2052136464
100 mm (110g): 2052136475
110 mm (115g): 2052136486
120 mm (120g): 2052136497

TEAM STEM 17°

PRODUCT FEATURES

- + 3 D forged / 6061-T6 aluminum / Ti Screws
- + Sandblasted, green/white Team decals
- + ISO 4210-R/M approved
- + Handlebar diameter: 31,8mm
- + For 1 1/8" steerer
- + Height: 40mm / Length: 80 - 110 mm
- + Angle +/- 17°



ITEM-NO. GREEN

80 mm (95g): 2052136505
90 mm (100g): 2052136516
100 mm (105g): 2052136527
110 mm (110g): 2052136538



ITEM-NO. GREY

80 mm (95g): 2052136594
90 mm (100g): 2052136602
100 mm (105g): 2052136613
110 mm (110g): 2052136624

EXPERT STEM 0°

PRODUCT FEATURES

- + 3D forged / 6061-T6 aluminum
- + Sandblasted, Expert decals
- + ISO 4210-M approved
- + Handlebar diameter: 31.8mm
- + For 1 1/8" steerer
- + Height: 40mm / Length: 35 - 55 mm
- + Angle 0°

ITEM-NO. GREY
31.8/35 mm (120g): 2052136635
31.8/45 mm (125g): 2052136646
31.8/55 mm (135g): 2052136657
35/35 mm (120g): 2052136668
35/45 mm (125g): 2052136679
35/55 mm (135g): 2052136680



EXPERT STEM 5°

PRODUCT FEATURES

- + 3D forged / 6061 aluminum
- + Sandblasted, Expert decals
- + ISO 4210-M/R approved
- + Handlebar diameter: 31.8mm
- + For 1 1/8" steerer
- + Height: 40mm / Length: 80 - 120 mm
- + Angle 5°



ITEM-NO. GREY

80 mm (115g): 2052136743
90 mm (120g): 2052136754
100 mm (135g): 2052136765
110 mm (138g): 2052136776
120 mm (145g): 2052136787



ITEM-NO. GREEN

80 mm (115g): 2052136691
90 mm (120g): 2052136709
100 mm (135g): 2052136710
110 mm (138g): 2052136721
120 mm (145g): 2052136732

EXPERT STEM 17°

PRODUCT FEATURES

- + 3D forged / 6061 aluminum
- + Sandblasted, Expert decals
- + ISO 4210-M/R approved
- + Handlebar diameter: 31,8mm
- + For 1 1/8" steerer
- + Height: 40mm / Length: 80 - 120 mm
- + Angle +/- 17°



ITEM-NO. GREEN

80 mm (110g): 2052136798
90 mm (120g): 2052136806
100 mm (135g): 2052136817
110 mm (138g): 2052136828
120 mm (145g): 2052136839



ITEM-NO. GREY

80 mm (110g): 2052136840
90 mm (120g): 2052136851
100 mm (135g): 2052136862
110 mm (138g): 2052136873
120 mm (145g): 2052136884

PARTS & ACCESSORIES

GRIPS / BARTAPES

PRODUCT FEATURES Item-No: 2058032736

- + GEL padding for comfort and shock absorption
- + Double-density, light weight, improved comfort
- + Locking system on both sides, easily installed
- + Secure attachment with 2.5mm bolt head
- + Length: 135 mm



PRODUCT FEATURES Item-No: 2058032769

- + GEL padding for comfort and shock absorption
- + Double-density, light weight, improved comfort
- + Length: 130 mm



PRODUCT FEATURES Item-No: 2058032770

- + Super light
- + Provides a comfortable platform for the hands and absorbs vibrations
- + Triple-density, improved comfort
- + Locking system on one side.
- + Secure attachment with 3mm bolt head
- + Length: 130 mm



PRODUCT FEATURES Item-No: 2058032758

- + Kraton/GEL padding for comfort and shock absorption
- + Triple-density, light weight, improved comfort
- + Anatomic design
- + Length: 130 mm



FOAM GRIPS

PRODUCT FEATURES Item-No: 2058032747

- + Super light, absorbs vibrations, provides a comfortable platform for the hands
- + Triple-density, light weight, improved comfort
- + One side locking system. Secure attachment with 3 mm bolt head
- + Length: 130 mm



PRODUCT FEATURES Item-No: 2058034084

- + Super light, high density foam grip
- + Size: 135mm
- + Color: black
- + Weight: 26g / pr.



PRODUCT FEATURES

- + New high density foam grip
- + Size: 125mm
- + Weight: 50g / pr.



green
2058033931



black
2058033920



blue
2058033942



red
2058033953

PRODUCT FEATURES

- + Light weight lock on grip
- + Anodized clamp ring



black/green
2058034062



black/black
2058034051



black/red
2058034073

LOCK ON GRIPS

BARTAPE MICROFIBER

PRODUCT FEATURES

- + Microfiber, with SHOCKPROOF material, optimizes shock absorption. This reduces stress on the hands and supports a superior riding experience
- + 3M double adhesive tape
- + Includes end-plugs



black/green
2057006340



black
2057006317



black/blue
2057006339



black/red
2057006351



black/pink
2057006328

BARTAPE SUEDE

PRODUCT FEATURES

- + Suede-like material, ensures all-day riding comfort and performance
- + 3M double adhesive tape
- + Includes end-plugs



white
2057006942



black
2057006362

TEAM CARBON SEATPOST

PRODUCT FEATURES

- + UD-Carbon finish
- + Green or grey Team decals
- + ISO 4210-M approved
- + Diameter: 27,2 / 30,9 / 31,6 mm
- + Length: 400mm
- + Weight: 185g

black/green
27,2 mm: 2073064340
30,9 mm: 2073065750
31,6 mm: 2073064362



PARTS & ACCESSORIES

SEATPOSTS / SADDLES / CLAMPS

black/grey
27,2 mm: 2073064351
30,9 mm: 2073065761
31,6 mm: 2073064373



PRODUCT FEATURES

- + UD-Carbon finish
- + Green or grey Team decals
- + ISO 4210-M approved
- + Diameter: 27,2 / 30,9 / 31,6 mm
- + Length: 350 mm
- + Weight: 165g / 175g / 175g

black/green
27,2 mm: 2073064384
30,9 mm: 2073065772
31,6 mm: 2073064403

black/grey
27,2 mm: 2073064395
30,9 mm: 2073065783
31,6 mm: 2073064414



EXPERT DROPPER SEATPOST

PRODUCT FEATURES

- + Internal cable routing with HB control lever
- + ISO 4210-M approved
- + Diameter: 31,6 / 30,9 mm
- + Length: 410mm
- + Travel: 120mm



31,6 mm: 2073064072
30,9 mm: 2073064083

EXPERT ALLOY SEATPOST

PRODUCT FEATURES

- + UD-Carbon finish
- + Green or grey Team decals
- + ISO 4210-M approved
- + Diameter: 27,2 / 30,9 / 31,6 mm
- + Length: 400mm
- + Weight: 185g

black/green
27,2 mm: 2073064016
30,9 mm: 2073064038
31,6 mm: 2073064050

black/grey
27,2 mm: 2073064027
30,9 mm: 2073064049
31,6 mm: 2073064061



SPORT PRO SADDLE



black/green
2070073964



black/red/white
2070073975



black/grey
2070073997



black/red
2070073986



black / blue
2070074006



CLAMPS

AERO

Item-No: 2247015743

The MERIDA Aero 31.8 mm collar fits all MERIDA road frames with a 31.8 mm seat tube outer diameter. Material: Aluminum Weight: 28 grams



QUICK RELEASE

Item-No 34.9: 2247015215
Item-No 31.8: 2247015226

The MERIDA QR extended collar fits all MERIDA MTB frames with a 34.9 or 31.8 mm seat tube outer diameter. Material: Aluminum Weight: 32 grams




RACE SADDLE



black/white
2070074017



black/green
2070074028



black/pink
2070074051



black/blue
2070074039



black/red
2070074040



CARBON

Item-No: 2247015237

The MERIDA carbon 31.8 mm collar fits all MERIDA carbon frames with a 31.8 mm seat tube outer diameter. Material: Carbon Weight: 18 grams



PARTS & ACCESSORIES

PEDALS

LOW PROFILE NYLON PLATFORM PEDAL

PRODUCT FEATURES

- + Body: one piece nylon
- + Axle: 7mm boron steel
- + Ball bearings
- + Size: 111 x 105 x 25,5mm
- + Weight: 346g/pr.
- + Removable reflectors



black: 2065025242



green: 2065025253

PRODUCT FEATURES

- + Body: one piece nylon
- + Axle: CNC machined CrMo
- + LSL & double sealed ball bearings
- + Size: 111 x 105 x 25,5mm
- + Weight: 290g/pr.
- + Removable reflectors



black: 2065025264



green: 2065025275

LIGHTWEIGHT LOW PROFILE PEDAL

PRODUCT FEATURES Item-No: 2065025208

- + Body: barrel polished aluminum
- + Cage: ED black aluminum
- + Axle: 7mm CNC machined CrMo
- + Ball bearings
- + Size: 97 x 63mm
- + Weight: 250g/pr.
- + Removable reflectors



LIGHTWEIGHT NON-SLIP PEDAL

PRODUCT FEATURES Item-No: 2065025219

- + Body: barrel polished aluminum
- + Cage: PP cage & inlaid TPE tread
- + Axle: CNC machined CrMo
- + LSL & ball bearings
- + Size: 100 x 80mm
- + Weight: 260g/pr.
- + Reflectors included



ONE-PIECE BODY & CAGE PEDAL

PRODUCT FEATURES Item-No: 2065025220

- + Body & Cage: ED black aluminum
- + Axle: Cr-Mo Steel
- + Ball bearings
- + Size: 95 x 66mm
- + Weight: 290g/pr.
- + Removable reflectors



LOW PROFILE PLATFORM PEDAL

PRODUCT FEATURES Item-No: 2065025231

- + Body: barrel polish aluminum
- + Axle: CNC machined Cr-Mo
- + LSL & Double sealed ball bearings
- + Size: 105 x 102 x 20mm
- + Weight: 385g/pr.
- + Removable reflectors



NON-SLIP PP PEDAL

PRODUCT FEATURES Item-No: 2065025286

- + Body: One-piece PP body with inlaid TPE tread
- + Axle: 7mm boron steel
- + Ball bearings
- + Size: 107 x 100 x 24mm
- + Weight: 300g/pr.
- + Reflectors included



LOW PROFILE NON-SLIP PEDAL

PRODUCT FEATURES Item-No: 2065025305

- + Body: barrel polished aluminum
- + Cage: PP cage & inlaid TPE tread
- + Axle: 7mm boron steel
- + Ball bearings
- + Size: 100 x 80mm
- + Weight: 310g/pr.
- + Reflectors included



CNC PLATFORM PEDAL

PRODUCT FEATURES Item-No: 2065025297

- + Body: Extruded
- + CNC machined aluminum platform with replaceable grip pins
- + Axle: CNC machined CrMo
- + LSL & double sealed ball bearings
- + Size: 110 x 100mm
- + Weight: 390g/pr.



ONE-PIECE PP PEDAL

PRODUCT FEATURES Item-No: 2065025316

- + Body & Cage: One-piece PP body with inlaid grip tread
- + Axle: 7mm boron steel
- + Ball bearings
- + Size: 111 x 87 x 23mm
- + Weight: 384g/pr.
- + Removable reflectors



TIRES



PRODUCT FEATURES

- + 26" x 2.25; psi 35-65
- + Casing: 60 TPI
- + Bead: Folding
- + Compound: Dual
- + Weight: 616g

Item-No 2023042540

PRODUCT FEATURES

- + 26" x 2.1; psi 35-65
- + Casing: 60 TPI
- + Bead: Folding
- + Compound: Dual
- + Weight: 616g

Item-No 2023042551

PRODUCT FEATURES

- + 700 x 40C; Psi 50-100
- + Casing: 60 TPI
- + Bead: Folding
- + Compound: Dual
- + Weight: 445g

Item-No 2023042584

PRODUCT FEATURES

- + 27.5" or 29er x 2.1; psi 35-65
- + Casing: 60 TPI
- + Bead: Folding
- + Compound: Dual
- + Weight: 760 / 730g

Item-No 27.5"x2.1: 2023042562
 Item-No 29erx2.1: 2023042573

TUBES

26" A.V.

Item-No 2024008008

- + 0.60mm thick walls
- + 26 x 1.90/2.125. (A.V)
- + 32mm Schrader valve
- + 129g

**26, 29 & 27.5" F.V.**

Item-No 26"x1.9/2.125: 2024008019

Item-No 29"x1.9/2.35: 2024008053

Item-No 27.5"x1.9/2.35: 2024008064

- + 0.60mm thick walls
- + 32mm Presta valve
- + 120g

**700C F.V.**

Item-No 2024008042

- + 0.60mm thick walls
- + 700 x 35/43C. (F.V)
- + 32mm Presta valve
- + 100g

**700C F.V. 48MM**

Item-No 2024008020

- + 0.45mm thick walls
- + 700 x 18/25C. (F.V)
- + 48mm Presta valve
- + 50g

**700C F.V. 60MM**

Item-No 2024008031

- + 0.60m thick walls
- + 700 x 18/25C. (F.V)
- + 60mm Presta valve
- + 70g



QUICKRELEASES

PRODUCT FEATURES

- + Quick release set
- + Including rear (148mm/35g) and front (115mm/31g)
- + Color: black
- + Fastened with allen key

Item-No 2002005139



PRODUCT FEATURES

- + Quick release set
- + Including rear (148mm/35g) and front (115mm/32g)
- + Color: black
- + Fastened with security lock system

Item-No 2002005140



PARTS & ACCESSORIES

BRAKEPADS / PROTECTORS

BRAKEPADS

PRODUCT FEATURES

- + Aluminum pad holder
- + Degree: 0°
- + Length: 72mm
- + Weight: 53g



Item-No: 2187001235

PRODUCT FEATURES

- + Aluminum pad holder
- + Degree: 0°
- + Length: 72mm
- + Weight: 11g



Item-No: 2187001246

PRODUCT FEATURES

- + High performance pads
- + Aluminum rim compound
- + Degree: 0°
- + Length: 55mm
- + Weight: 12g



Item-No: 2187001257

PRODUCT FEATURES


- + Adjustable angle cartridge pads
- + Aluminum pad holder
- + 5° lateral adjustment
- + Degree: 0°
- + Length: 55mm
- + Weight: 37g



Item-No: 2187001268

PRODUCT FEATURES

- + High performance pads
- + For carbon rims
- + Degree: 0°
- + Length: 55mm
- + Weight: 12g



Item-No: 2187001354

PRODUCT FEATURES

- + For Tektro Volans / Auriga Twin / Auriga SUB / Auriga E-SUB.
- + For SHIMANO XTR / XT / SLX
- + Weight: 10g



Item-No: 2187001279

CHAINSTAY PROTECTOR

Nylon Chainstay Protector With Velcro

Item-No: 2158002787



PRODUCT FEATURES

- + For Tektro Orion / Auriga Pro / Dorado / Draco (WS) / Draco2 / Gemini / Auriga E-Comp / Aquila / HDC300 (WS)
- + Weight: 23g



Item-No: 2187001280

MUDGUARDS

PRODUCT FEATURES

- + Mudguard for suspension fork
- + Material: Polypropylene (PP)
- + Color: black or green
- + Thickness: 0,8mm
- + Weight: 28g



black
2115004447

green
2115004458

PRODUCT FEATURES

- + Mudguard for saddle rail
- + Smart-Fix construction for quick attachment and removal
- + Material: polypropylene (PP)
- + Color: black or green
- + Thickness: 0,8mm
- + Weight: 18g



black
2116013599

green
2116013607

PRODUCT FEATURES

- + Mudguard for downtube
- + Fits most downtubes
- + Tool-free attachment
- + Material: polypropylene (PP)
- + Size: 398x115x35mm
- + Weight: 80g



black/white
2115004425

black/white/green
2115004436

PRODUCT FEATURES

- + Mudguard for seatpost
- + Fits up to 32,5mm seatpost
- + Angle adjustment
- + Tool-free attachment
- + Fits 26-29" wheels
- + Material: polypropylene (PP)
- + Color: black / white
- + Size: 710 x 200 x 36mm
- + Weight: 200g



black/white
2116013470



black/white/green
2116013481

FENDERSET 50 MILLIMETERS

Warning: Attention Toe-clearance

CROSSWAY 100 from MY14
ITEM-NO. 2114000642

CROSSWAY 300 / 900 / XT EDT. from MY14
ITEM-NO. 2114000653

CROSSWAY URBAN 100 / 300 from MY14
ITEM-NO. 2114000664

CROSSWAY URBAN 500 / XT EDT. from MY16
ITEM-NO. 2114000675



FENDERSET 35 MILLIMETERS

Warning: Attention Toe-clearance

RIDE DISC ALLOY S-M/M-L/L/XL from MY15
ITEM-NO. 2114000716

RIDE DISC ALLOY XS/S from MY16
ITEM-NO. 2114000738

RIDE CARBON ALL from MY15
RIDE PRO, CF5, CF3 from MY14
ITEM-NO. 2114000727



PARTS & ACCESSORIES

BRAKEPADS / PROTECTORS

FENDERSET 41 MILLIMETERS

Warning: Attention Toe-clearance

CYCLOCROSS 5000 / 6000 / 9000
CROSSWAY URBAN CARBON from MY16
ITEM-NO. 2114000686

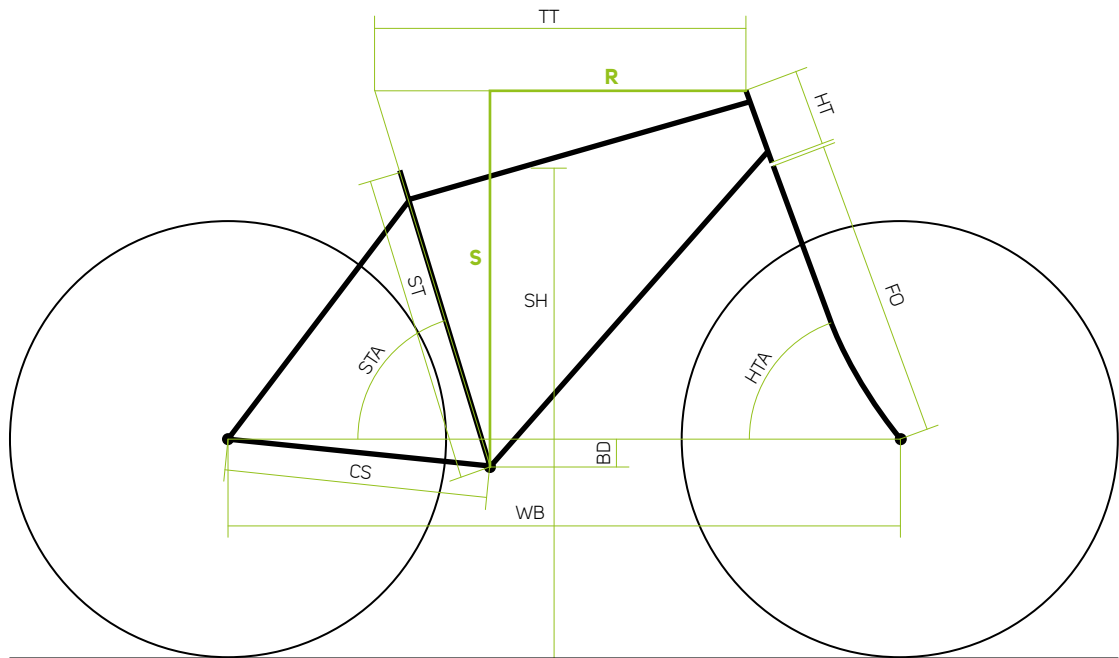
CYCLOCROSS 300 from MY15
ITEM-NO. 2114000697

CYCLOCROSS 500 / 700 from MY15
ITEM-NO. 2114000705



GEOMETRIES STACK & REACH

To achieve a better and successful comparison between the frame data of different bikes, the measurement has been defined by means of "stack and reach". This precise approach is especially effective for enabling comparison between sloped frame designs (with increased top tube slope or e. g. lady versions) and "classic" variants – because the top tube's gradient is completely ignored as a reference parameter. To define a frame's stack and reach mathematically, bottom bracket and headtube are utilized as fixed measuring points: From the intersection of two geometric lines (one running vertically and directly through the bottom bracket's center, the other horizontally and directly along the headtube's upper edge), the reach is measured horizontally while the stack runs in vertical direction. The quotient of stack divided by reach enables effective comparison and allows conclusions with regard to the bike's individual characteristic as well.



FS = ST	frame size = seat tube [mm]	BD	bottom bracket drop [mm]
TT	top tube [mm]	FO	fork length [mm]
HT	head tube [mm]	SH	stand over height [mm]
HTA	head tube angle [°]	S	stack [mm]
STA	seat tube angle [°]	R	reach [mm]
CS	chain stay length [mm]	WB	wheel base [mm]

NINETY-SIX CF5 / CF4 / CFA / LITE

	27.5"	27.5"	29"	29"	29"
FS	S	M	M	L	XL
ST	420	460	460	510	560
TT	560	585	590	615	640
HT	100	115	100	115	130
HTA	69	69	70	70	70
STA	75	75	74.5	74.5	74.5
CS	427	427	437	437	437
BD	21	21	40	40	40
FO	490	490	503	503	503
SH	750	752	768	773	776
S	556	570	589	603	617
R	411	431	429	449	468
WB	1090	1115	1118	1143	1168

ONE-TWENTY CFA / TFS

	27.5"	27.5"	27.5"	29"	29"	29"
FS	S	M	L	M	L	XL
ST	415	450	500	450	500	550
TT	575	595	620	595	618	642
HT	105	110	120	95	105	115
HTA	68	68	68	69	69	69
STA	74.5	74.5	74.5	75	75	75
CS	440	440	440	445	445	445
BD	25	25	25	40	40	40
FO	522	522	522	541	541	541
SH	710	732	756	740	768	773
S	589	593	603	615	624	633
R	412	430	452	431	450	471
WB	1122	1142	1167	1144	1167	1191

ONE-FORTY

FS	S	M	L	XL
ST	390	440	480	530
TT	560	595	625	650
HT	100	110	120	130
HTA	67	67	67	67
STA	74	74	74	74
CS	445	445	445	445
BD	18	18	18	18
FO	540	540	540	540
SH	707	748	778	805
S	592	601	610	620
R	390	423	450	472
WB	1121	1157	1188	1215

ONE-SIXTY CFA

FS	S	M	L
ST	400	430	470
TT	563	597	632
HT	100	110	125
HTA	65.3	65.3	65.3
STA	68.5	68.5	68.5
CS	430	430	430
BD	6	6	6
FO	562	562	562
SH	717	736	766
S	592	601	614
R	415	445	475
WB	1166	1201	1237

BIG.NINE CF5 / CF3

FS	15"	17"	19"	21"	23"
ST	380	444	483	532	584
TT	585	605	625	645	665
HT	95	100	110	125	145
HTA	70	70	70	70	70
STA	73.5	73.5	73.5	73.5	73.5
CS	433	433	433	433	433
BD	65	65	65	65	65
FO	509	509	509	509	509
SH	681	744	778	819	842
S	617	622	631	645	664
R	402	421	438	454	468
WB	1080	1101	1121	1142	1163

BIG.NINE LITE

FS	15"	17"	19"	21"	23"
ST	382	444	483	532	584
TT	585	605	625	645	665
HT	95	100	110	125	145
HTA	70	70	70	70	70
STA	73.5	73.5	73.5	73.5	73.5
CS	433	433	433	433	433
BD	65	65	65	65	65
FO	506	506	506	506	506
SH	688	740	771	816	859
S	614	619	628	642	661
R	403	422	439	455	469
WB	1080	1100	1121	1142	1163

BIG.NINE TFS

FS	15"	17"	19"	21"	23"
ST	381	446	484	532	584
TT	560	580	600	620	640
HT	100	110	120	130	140
HTA	70	70	70.5	70.5	70.5
STA	73.5	73.5	73	73	73
CS	445	445	445	445	445
BD	60	60	60	60	60
FO	506	506	506	506	506
SH	698	749	784	822	864
S	614	623	635	644	654
R	373	387	400	413	427
WB	1063	1083	1098	1118	1139

BIG.SEVEN LITE

FS	13.5"	15"	17"	19"
ST	342	381	444	483
TT	565	585	605	625
HT	105	110	120	135
HTA	69	69	69	69
STA	73.5	73.5	73.5	73.5
CS	423	423	423	423
BD	27	27	27	27
FO	487	487	487	487
SH	667	701	755	786
S	565	579	589	593
R	398	416	434	449
WB	1071	1092	1112	1134

BIG.TRAIL

FS	15"	17"	19"	21"
ST	390	440	490	540
TT	594	616	639	662
HT	105	115	125	135
HTA	67.5	67.5	67.5	67.5
STA	73.5	73.5	73.5	73.5
CS	427.5	427.5	427.5	427.5
BD	60	60	60	60
FO	541	541	541	541
SH	662	699	732	763
S	637	647	656	665
R	405	425	445	465
WB	1123	1146	1170	1194

JULIET TFS

FS	13.5"	15"	17"	18.5"	20"
ST	343	381	432	470	508
TT	550	560	575	585	595
HT	95	100	105	115	125
HTA	69.5	69.5	70	70	70
STA	74.5	74.5	74.5	74.5	74.5
CS	430	430	430	430	430
BD	63	63	63	63	63
FO	493	493	493	493	493
SH	603	635	686	715	744
S	600	605	612	621	630
R	384	392	405	413	420
WB	1051	1062	1072	1083	1094

JULIET SPEED 6. / SPEED-V

FS	13.5"	15"	17"	18.5"	20"
ST	343	381	432	470	508
TT	540	550	560	570	580
HT	115	125	135	145	155
HTA	69.5	69.5	70	70	70.5
STA	73.5	73.5	73	73	73
CS	425	425	425	425	425
BD	55	55	55	55	55
FO	475	475	475	475	475
SH	644	676	729	759	788
S	594	604	615	625	634
R	363	370	372	379	386
WB	1028	1038	1038	1048	1059

BIG.NINE SPEED

FS	15"	17"	19"	21"	23"
ST	382	448	486	532	583
TT	558	579	599	619	640
HT	100	110	120	130	140
HTA	70	70	70.5	70.5	70.5
STA	73.5	73.5	73.5	73	73
CS	450	450	450	450	450
BD	60	60	60	60	60
FO	506	506	506	506	506
SH	698	755	789	829	869
S	614	623	635	644	654
R	375	392	408	425	442
WB	1071	1092	1106	1126	1147

BIG.SEVEN TFS

FS	13.5"	15"	17"	19"	20"	21.5"
ST	343	381	432	470	508	546
TT	555	565	585	595	605	615
HT	95	100	105	115	125	135
HTA	70.5	70.5	71	71	71	71.5
STA	73.5	73.5	73	73	73	72.5
CS	430	430	430	430	430	430
BD	45	45	45	45	45	45
FO	490	490	490	490	490	490
SH	663	698	741	773	804	833
S	582	587	594	603	613	624
R	383	391	403	411	418	418
WB	1045	1055	1065	1075	1085	1084

MATTS SPEED / DT

FS	14.5"	16"	18"	20"	22"	24"
ST	368	407	457	508	559	610
TT	550	570	590	605	615	625
HT	120	125	135	145	155	170
HTA	70.5	70.5	70.5	70.5	70.5	70.5
STA	75	73.5	73.5	73	73	72.5
CS	420	420	420	420	420	420
BD	40	40	40	40	40	40
FO	450	450	450	450	450	450
SH	678	706	746	784	823	861
S	565	569	579	588	598	612
R	394	401	419	425	432	432
WB	1043	1047	1068	1078	1088	1093

JULIET SPEED 7.

FS	13.5"	15"	17"	18.5"	20"
ST	343	381	432	470	508
TT	550	560	575	585	595
HT	95	100	110	120	125
HTA	69.5	69.5	70	70	70
STA	73.5	73.5	73.5	73.5	73.5
CS	430	430	430	430	430
BD	65	65	65	65	65
FO	493	493	493	493	493
SH	661	690	743	773	801
S	602	607	618	628	632
R	372	380	392	399	408
WB	1039	1050	1060	1071	1081

MATTS JUNIOR

	J24T	J24C	J24	J20	J16	J16
FS	13.5"	13.5"	11.5"	10"	9"	7"
ST	343	330	289	260	235	180
TT	555	539	505	460	400	300
HT	95	110	120	110	100	80
HTA	70.5	71	69	69	70	70.5
STA	73.5	72.5	72	72	72.5	73
CS	430	420	410	390	340	241
BD	45	20	29	15	8	8
FO	490	415	390	359	236	199
SH	663	598	B:515/G:474	B:507/G:456	409	317
S	582	498	492	439	324	259
R	383	382	345	318	298	221
WB	1045	1008	999	911	790	583

BIG.SEVEN CF5 / CF3

FS	13.5"	15"	17"	19"
ST	342	380	444	483
TT	565	585	605	625
HT	105	110	120	135
HTA	69	69	69	69
STA	73.5	73.5	73.5	73.5
CS	423	423	423	423
BD	27	27	27	27
FO	489	489	489	489
SH	667	704	763	795
S	567	571	581	595
R	397	416	433	449
WB	1071	1092	1113	1134

BIG.SEVEN SPEED

FS	13.5"	15"	17"	19"	20"	21.5"	23"
ST	343	381	432	470	508	546	584
TT	550	560	575	585	595	605	615
HT	100	105	115	125	135	145	155
HTA	70	70	70.5	70.5	70.5	71	71
STA	73.5	73.5	73	73	73	72.5	72.5
CS	430	430	430	430	430	430	430
BD	53	53	53	53	53	53	53
FO	490	490	490	490	490	490	490
SH	650	686	731	764	796	826	856
S	593	598	609	619	628	640	649
R	374	383	389	396	403	403	410
WB	1042	1053	1057	1068	1078	1077	1087

MATTS TFS

FS	14.5"	16"	18"	20"	22"	24"
ST	368	407	457	508	559	610
TT	550	570	590	605	615	624
HT	120	125	135	145	155	170
HTA	70.5	70.5	70.5	70.5	70.5	70.5
STA	75	73.5	73.5	73	73	72.5
CS	420	420	420	420	420	420
BD	40	40	40	40	40	40
FO	470	470	470	470	470	470
SH	678	706	751	788	827	867
S	584	588	598	607	617	631
R	394	396	413	419	427	425
WB	1045	1048	1070	1079	1089	1093

JULIET SPEED-V

FS	13.5"	15"	17"	18.5"	20"
ST	343	381	432	470	508
TT	540	550	560	570	580
HT	115	125	135	145	155
HTA	69.5	69.5	70	70	70.5
STA	73.5	73.5	73	73	73
CS	425	425	425	425	425
BD	55	55	55	55	55
FO	475	475	475	475	475
SH	644	676	729	759	788
S	594	604	615	625	634
R	363	370	372	379	386
WB	1028	1038	1038	1048	1059

SCULTURA CF5 / CF4

FS	44cm	47cm	50cm	52cm	54cm	56cm	59cm
ST	440	470	500	520	540	560	590
TT	510	520	535	545	560	575	590
HT	105	115	125	140	155	170	190
HTA	71	71,5	72,5	73,5	73,5	73,5	74
STA	74,5	74,5	74	74	73,5	73	73
CS	400	400	400	400	400	400	400
BD	66	66	66	66	66	66	66
FO	370	370	370	370	370	370	370
SH	691	718	744	764	779	798	825
S	500	512	524	543	557	571	592
R	371	377	383	388	394	399	408
WB	963	963	966	972	982	991	1001

SCULTURA DISC CF5 / CF4

FS	44cm	47cm	50cm	52cm	54cm	56cm	59cm
ST	440	470	500	520	540	560	590
TT	510	520	535	545	560	575	590
HT	105	115	125	140	155	170	190
HTA	71	71,5	72,5	73,5	73,5	73,5	74
STA	74,5	74,5	74	74	73,5	73	73
CS	408	408	408	408	408	408	408
BD	66	66	66	66	66	66	66
FO	370	370	370	370	370	370	370
SH	691	718	744	764	779	798	825
S	500	512	524	543	557	571	592
R	371	377	383	388	394	399	408
WB	974	980	982	983	993	1003	1012

REACTO CF5 / CF3

FS	47cm	50cm	52cm	54cm	56cm	59cm
ST	470	500	520	540	560	590
TT	520	535	545	560	575	590
HT	109	124	139	159	184	209
HTA	71	72	73	73	73	73
STA	72-75	72-75	72-75	72-75	72-75	72-75
CS	405	405	405	405	405	405
BD	61	61	61	61	61	61
FO	366	366	366	366	366	366
SH	742	768	785	802	824	850
S	514	527	540	559	578	602
R	371	379	390	400	398	406
WB	974	978	984	994	1008	1019

RIDE CF2

FS	44cm	47cm	50cm	52cm	54cm	56cm	59cm	62cm
ST	440	470	500	520	540	560	590	620
TT	518	518	530	540	550	565	580	605
HT	150	150	160	170	190	215	240	260
HTA	71	71	72	72,5	73	73	73	73
STA	75	75	74,5	74	73,5	73	73	73
CS	410	410	410	410	410	410	410	410
BD	65	65	65	65	65	65	65	65
FO	370	370	370	370	370	370	370	370
SH	706	729	751	769	788	809	837	863
S	542	542	555	567	587	611	635	654
R	373	373	376	378	376	378	386	405
WB	989	989	987	988	988	997	1012	1037

RIDE DISC AL

FS	47cm	50cm	52cm	54cm	56cm	59cm
ST	470	500	520	540	560	590
TT	518	530	542	555	570	585
HT	140	152	165	180	205	230
HTA	71	72	72,5	73	73	73
STA	74,5	74,5	74	73,5	73	73
CS	420	420	420	420	420	420
BD	69	69	69	69	69	69
FO	375	375	375	375	375	375
SH	733	759	777	795	815	843
S	541	556	570	586	610	634
R	368	376	379	381	384	391
WB	995	998	1000	1003	1012	1027

SCULTURA CF2

FS	44cm	47cm	50cm	52cm	54cm	56cm	59cm
ST	440	470	500	520	540	560	590
TT	515	520	530	545	560	575	590
HT	120	130	140	150	170	190	215
HTA	71	71	72	73	73	73	73,5
STA	75	74,5	74	74	73,5	73	73
CS	408	408	408	408	408	408	408
BD	66	66	66	66	66	66	66
FO	374	374	374	374	374	374	374
SH	699	717	747	766	785	804	833
S	519	529	542	555	574	593	619
R	367	373	375	386	390	394	401
WB	982	983	979	985	995	1005	1014

SCULTURA DISC CF2

FS	44cm	47cm	50cm	52cm	54cm	56cm	59cm
ST	440	470	500	520	540	560	590
TT	515	520	530	545	560	575	590
HT	120	130	140	150	170	190	215
HTA	71	71	72	73	73	73	73,5
STA	75	74,5	74	74	73,5	73	73
CS	408	408	408	408	408	408	408
BD	66	66	66	66	66	66	66
FO	375	375	375	375	375	375	375
SH	701	720	750	769	787	807	836
S	519	529	542	555	574	593	619
R	376	373	375	386	390	394	401
WB	982	983	979	985	998	1005	1014

REACTO LITE

FS	47cm	50cm	52cm	54cm	56cm	59cm
ST	470	500	520	540	560	590
TT	518	530	545	560	575	590
HT	120	130	140	160	180	205
HTA	71	72	73	73	73	73
STA	74	74	74	73,5	73	73
CS	405	405	405	405	405	405
BD	61	61	61	61	61	61
FO	366	366	366	366	366	366
SH	740	766	784	802	820	848
S	506	519	532	551	570	594
R	373	381	393	397	401	408
WB	974	978	984	994	1004	1019

RIDE LITE

FS	44cm	47cm	50cm	52cm	54cm	56cm	59cm	62cm
ST	440	470	500	520	540	560	590	620
TT	518	518	530	540	550	565	580	605
HT	140	150	160	170	190	215	240	260
HTA	71	71	72	72,5	73	73	73	73
STA	75	75	74,5	74	73,5	73	73	73
CS	410	410	410	410	410	410	410	410
BD	65	65	65	65	65	65	65	65
FO	374	374	374	374	374	374	374	374
SH	706	730	755	772	791	811	839	866
S	536	546	559	570	591	615	639	658
R	374	372	375	377	367	377	387	403
WB	989	990	988	988	988	997	1012	1037

WARP TRI CF4

FS	51cm	54cm	57cm
ST	510	540	570
TT	517	550	572
HT	120	155,5	190
HTA	71	72	72
STA	76-80	76-80	76-80
CS	408	408	408
BD	55	70	70
FO	370	370	370
SH	780	798	828
S	504	557	589
R	410	432	447
WB	1014	1037	1063

SCULTURA LITE

FS	44cm	47cm	50cm	52cm	54cm	56cm	59cm
ST	440	470	500	520	540	560	590
TT	515	520	530	545	560	575	590
HT	120	130	140	150	170	190	215
HTA	71	71	72	73	73	73	73,5
STA	75	74,5	74	74	73,5	73	73
CS	408	408	408	408	408	408	408
BD	66	66	66	66	66	66	66
FO	375	375	375	375	375	375	375
SH	697	720	744	762	779	798	826
S	519	529	542	555	574	593	619
R	376	373	384	386	390	394	401
WB	982	983	979	985	995	1005	1014

SCULTURA LITE DISC

FS	44cm	47cm	50cm	52cm	54cm	56cm	59cm
ST	440	470	500	520	540	560	590
TT	515	520	530	545	560	575	590
HT	120	130	140	150	170	190	215
HTA	71	71	72	73	73	73	73,5
STA	75	74,5	74	74	73,5	73	73
CS	408	408	408	408	408	408	408
BD	66	66	66	66	66	66	66
FO	375	375	375	375	375	375	375
SH	697	720	744	762	779	798	826
S	519	529	542	555	574	593	619
R	376	373	384	386	390	394	401
WB	982	983	979	985	995	1005	1014

REACTO LITE TRACK

FS	47cm	50cm	52cm	54cm	56cm	59cm
ST	470	500	520	540	560	590
TT	518	530	545	560	575	590
HT	95	105	120	135	150	165
HTA	71	72	73	73	73	73
STA	74	74	73,5	73	73	73
CS	411	(46/ 15T)	416,5	(48/ 15T)		
BD	55	55	55	55	55	55
FO	369	369	369	369	369	369
SH	739	764	783	800	818	843
S	479	492	510	524	538	553
R	381	389	394	400	411	421
WB	966	970	971	982	997	1012

RIDE DISC CF2

FS	47cm	50cm	52cm	54cm	56cm	59cm
ST	470	500	520	540	560	590
TT	518	530	542	554	570	585
HT	140	152	165	180	205	230
HTA	71	72	72.5	73	73	73
STA	73	73	73	73	73	73
CS	412	412	412	412	412	412
BD	69	69	69	69	69	69
FO	374	374	374	374	374	374
SH	715	740	759	778	799	828
S	541	556	570	596	610	634
R	363	375	377	384	393	401
WB	971	974	981	988	1004	1019

SPEEDER CF3

FS	47cm	50cm	53cm	56cm	59cm
ST	470	500	530	560	590
TT	520	530	545	558	573
HT	100	111	131	150	171
HTA	70.5	71.5	72	72.5	72.5
STA	74	73.5	73.5	73.5	73.5
CS	423	423	423	423	423
BD	68	68	68	68	68
FO	398	398	395	395	395
SH	725	748	775	802	826
S	521	535	554	574	594
R	371	372	379	387	396
WB	1002	998	1003	1012	1028

CYCLO CROSS LITE

FS	47cm	50cm	52cm	54cm	56cm	59cm
ST	470	500	520	540	560	590
TT	510	525	540	555	570	590
HT	110	130	145	160	175	195
HTA	70	70.5	71	72	72	72
STA	75	75	74	74	73	73
CS	425	425	425	425	425	425
BD	65	65	65	65	65	65
FO	395	395	395	395	395	395
SH	740	764	781	804	817	847
S	524	545	561	579	593	612
R	370	379	379	389	389	403
WB	1005	1017	1018	1023	1028	1048

CROSSWAY TFS

FS	41cm	44cm	46cm	48cm	52cm	55cm	58cm	61cm
ST	410	440	460	480	520	550	580	610
TT	565	565	575	585	595	605	620	635
HT	125	125	135	135	135	145	170	200
HTA	71	71	71.5	71.5	72	72	72	72.5
STA	74	74	73.5	73.5	73.5	73	73	72.5
CS	450	450	450	450	450	450	450	450
BD	70	70	70	70	70	70	70	70
FO	450	450	450	450	450	450	450	450
SH	703	729	745	762	792	816	844	870
S	593	597	609	609	611	620	644	675
R	395	394	395	405	414	415	423	422
WB	1073	1073	1072	1082	1087	1091	1107	1110

CROSSWAY URBAN TFS

FS	41cm	44cm	46cm	48cm	52cm	55cm	58cm	61cm
ST	410	440	460	480	520	550	580	610
TT	565	565	575	585	595	605	620	635
HT	145	150	155	160	165	180	200	225
HTA	71	71	71.5	71.5	72	72	72	72.5
STA	73	73	73.5	72.5	72.5	72	72	71.5
CS	395	395	395	395	395	395	395	395
BD	70	70	70	70	70	70	70	70
FO	450	450	450	450	450	450	450	450
SH	697	721	736	750	783	808	834	860
S	566	571	577	582	589	603	622	648
R	403	401	404	413	421	421	430	431
WB	1066	1066	1066	1080	1081	1086	1101	1105

SPEEDER LITE

FS	47cm	50cm	52cm	54cm	56cm	59cm
ST	470	500	520	540	560	590
TT	525	530	540	550	565	580
HT	150	160	170	190	215	240
HTA	71	72	72	72.5	73	73
STA	74.5	74.5	74	73.5	73	73
CS	435	435	435	435	435	435
BD	65	65	65	65	65	65
FO	395	395	395	395	395	395
SH	745	771	787	806	826	854
S	566	579	589	609	635	659
R	368	370	371	370	371	379
WB	1018	1009	1019	1018	1017	1032

CROSSWAY SPEED / DT

FS	41cm	44cm	46cm	48cm	52cm	55cm	58cm	61cm
ST	410	440	460	480	520	550	580	610
TT	565	565	575	585	595	605	620	635
HT	125	125	125	135	135	145	170	200
HTA	71	71	71.5	71.5	72	72	72	72.5
STA	74	74	73.5	73.5	73.5	73	73	72.5
CS	450	450	450	450	450	450	450	450
BD	70	70	70	70	70	70	70	70
FO	450	450	450	450	450	450	450	450
SH	708	730	745	762	793	817	845	875
S	597	597	599	609	611	620	644	675
R	377	377	383	390	397	403	413	423
WB	1073	1073	1072	1082	1087	1091	1107	1110

CROSSWAY TFS LADY

FS	42cm	46cm	50cm	54cm	57cm
ST	390	430	470	510	540
TT	575	575	585	600	615
HT	135	140	140	170	170
HTA	71	71	71	71.5	72
STA	73.5	73.5	73.5	73	73
CS	450	450	450	450	450
BD	70	70	70	70	70
FO	450	450	450	450	450
SH	589	589	590	588	590
S	607	612	612	642	644
R	397	394	404	404	418
WB	1077	1078	1088	1092	1102

CROSSWAY URBAN TFS LADY

FS	42cm	46cm	50cm	54cm	57cm
ST	390	430	470	510	540
TT	575	575	585	600	615
HT	160	165	170	175	180
HTA	71	71	71	71.5	72
STA	72.5	72.5	72.5	72	72
CS	450	450	450	450	450
BD	70	70	70	70	70
FO	395	395	395	395	395
SH	586	589	590	589	592
S	580	585	590	596	603
R	403	402	410	418	431
WB	1071	1071	1081	1086	1096

CYCLO CROSS DISC CF3

FS	47cm	50cm	53cm	56cm	59cm
ST	470	500	530	560	590
TT	520	530	545	558	573
HT	100	111	131	150	171
HTA	70.5	71.5	72	72.5	72.5
STA	74	73.5	73.5	73.5	73.5
CS	423	423	423	423	423
BD	68	68	68	68	68
FO	398	398	395	395	395
SH	725	748	775	802	826
S	521	535	554	574	594
R	371	372	379	387	396
WB	1002	998	1003	1012	1028

CROSSWAY SPEED / DT LADY

FS	42cm	46cm	50cm	54cm	57cm
ST	390	430	470	510	540
TT	565	575	585	600	615
HT	135	140	140	170	170
HTA	71	71	71	71.5	72
STA	74	73.5	73.5	73	73
CS	450	450	450	450	450
BD	70	70	70	70	70
FO	450	450	450	450	450
SH	590	589	590	588	600
S	607	612	612	642	644
R	391	394	404	404	418
WB	1073	1078	1088	1092	1101

CROSSWAY URBAN CF3

FS	47cm	50cm	53cm	56cm	59cm
ST	470	500	530	560	590
TT	520	530	545	558	573
HT	100	111	131	150	171
HTA	70.5	71.5	72	72.5	72.5
STA	74	73.5	73.5	73.5	73.5
CS	423	423	423	423	423
BD	68	68	68	68	68
FO	398	398	395	395	395
SH	725	748	775	802	826
S	521	535	554	574	594
R	371	372	379	387	396
WB	1002	998	1003	1012	1028

